

HBM Healthcare Investments Ltd aims for long-term capital appreciation by investing in private and public companies within the Healthcare sector worldwide

Net Performance Figures (CHF)

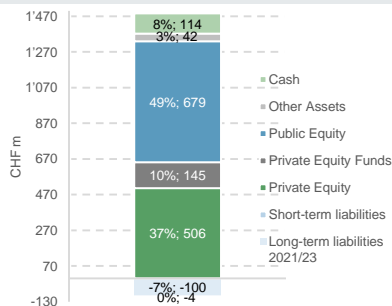
	Share	NAV
YTD	+23.6%	+16.1%
2018	+21.8%	+9.9%
2017	+40.5%	+25.8%
2016	+2.5%	-7.2%
5Y Return p.a.	+20.3%	+13.4%
10Y Return p.a.	+17.6%	+14.8%
Distribution yield		
2019	4.4%	
2018	4.9%	
2017	5.2%	

Facts & Figures (CHF)

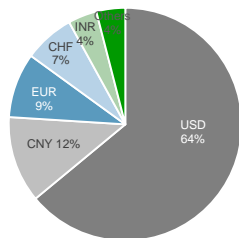
Total Assets	1'548 million
Net Assets (NAV)	1'382 million
Market Capitalisation	1'336 million
Share price	192.00
NAV per share	198.59
Discount	3.3%
LTM average daily liquidity	7'013 shares ~ 1.4 million
Number of issued shares	6.96 million
Number of shareholders	2'194
ISIN	CH0012627250
Bloomberg Ticker	HBMN SW Equity

Portfolio Breakdown

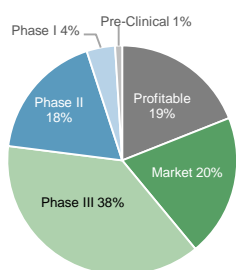
Asset Allocation



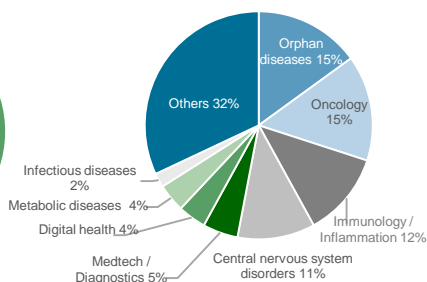
Currency Allocation



Development Phase



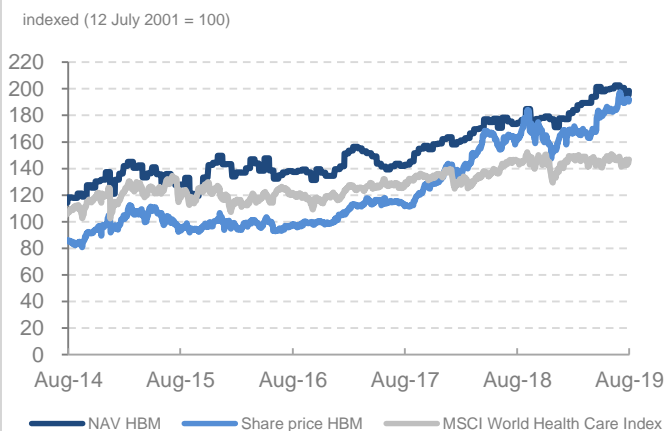
Therapeutic Area



About Us

- ▶ Founded in 2001 and listed on SIX Exchange since 2008
- ▶ Successful track record of exits validated by more than 60 trade sales and IPOs since 2001
- ▶ Broadly diversified portfolio of 30-45 core holdings
- ▶ International and stable shareholder base with high insider ownership percentage
- ▶ Attractive dividend yield of 3-5% per annum

Performance over 5 Years (CHF)



Investment Strategy













Objective

- ▶ Aims for long-term capital appreciation by investing in private and public healthcare companies worldwide
- ▶ Maintain a diversified portfolio – major focus on companies with products on market or at an advanced stage of development (near cash-flow-positive and/or phase II drug data)

Investment Approach

- ▶ Fundamental long with private and public positions
- ▶ Bottom-up selection of companies with solid long-term growth potential
- ▶ Active lead/co-lead investor in private companies with board representation
- ▶ Maximum single position limit at time of investment up to 10% of NAV

Largest Investments

Company	Core business	Phase of Lead Product	Ticker	Market Capitalisation (CHF m)	Ownership in %	Book Value (CHF m)	in % of Total Assets
 CATHAY INDUSTRIAL BIOTECH	Long chain diacids, carbohydrates and special enzymes	Market	Private	2'261*	8.3	187.5	12.1
 mAbs	Developing novel antibody therapeutics for oncology targets	Phase III	YMAB (ex private)	900	8.4	75.8	4.9
 Turning Point Therapeutics	Drugs for the treatment of severe cancers	Phase II	TPTX (ex private)	1'695	2.7	46.1	3.0
 argenx	Drugs for autoimmune and cancer diseases	Phase II	ARGX	4'882	0.8	38.8	2.5
 HB HARMONY BIOSCIENCES	Drug for the treatment of narcolepsy (with and without cataplexy)	Phase III	Private	508*	7.6	38.6	2.5
 NEURELIS	Late-stage drug for the treatment of acute breakthrough seizures in epilepsy patients	Phase III	Private	249	15.0	37.3	2.4
 PACIRA PHARMACEUTICALS, INC.	Injectable medicines with (patented) controlled release of active drug	Market	PCRX (ex private)	1'537	2.3	35.1	2.3
 PRINCIPIA	Proprietary platform with drugs in clinical stage for autoimmune diseases	Phase II	PRNB (ex private)	942	3.0	27.8	1.8
 Zogenix	Therapeutic solutions for CNS disorders and rare diseases	Phase III	ZGNX	1'796	1.4	25.5	1.6
 vectura	Formulation and inhalation devices for the treatment of respiratory diseases	Market	VEC	617	4.0	24.8	1.6
 ultragenyx pharmaceutical	Drugs for rare genetic disorders	Market	RARE	3121	0.7	21.9	1.4
 SwiXX BioPharma <small>Modern Medicines for All</small>	Fully representing biopharma companies in the CEE.	Market	Private	75	29.0	21.8	1.4

* Implied company valuation

Latest Private Investments



Proprietary technology platform with drugs in clinical stage for autoimmune diseases



Late-stage clinical asset for treatment of severe inflammation and autoimmune diseases



Clinical-stage company developing immunotherapies focused on multiple difficult-to-treat oncology indications



Synthesis of complex pharmaceutical compounds with USD 60 million in revenues, profitable



Antibodies for the treatment of rare pediatric oncology indications, incl radiolabelled and bispecific mAbs



Late-stage clinical asset for the treatment of narcolepsy (with and without cataplexy)

Contact Details

HBM Healthcare Investments Ltd

Bundesplatz 1
6301 Zug / Switzerland
Phone + 41 41 710 75 77
Fax + 41 41 710 75 78
investor.relations@hbmhealthcare.com
www.hbmhealthcare.com

Disclaimer

This document is intended to be for information purposes only and should not be construed as an offer or solicitation for the purchase of this fund. HBM has expressed its own views in this document and these may change. Past performance is not a reliable indicator of future results, prices of shares and the income from them may fall as well as rise and investors may not get back the amount originally invested. Some information quoted was obtained from external sources HBM considers to be reliable. No responsibility can be accepted for errors of fact obtained from third parties, and this data may change with market conditions.