

HBM Healthcare Investments Ltd

Unique Access to a Global and Diversified Healthcare
Portfolio of Private and Public Companies

October 2020

HBM Healthcare Investments Ltd

About HBM Healthcare Investments Ltd

Investment Strategy / Investment Process

Healthcare Sector

Portfolio Structure

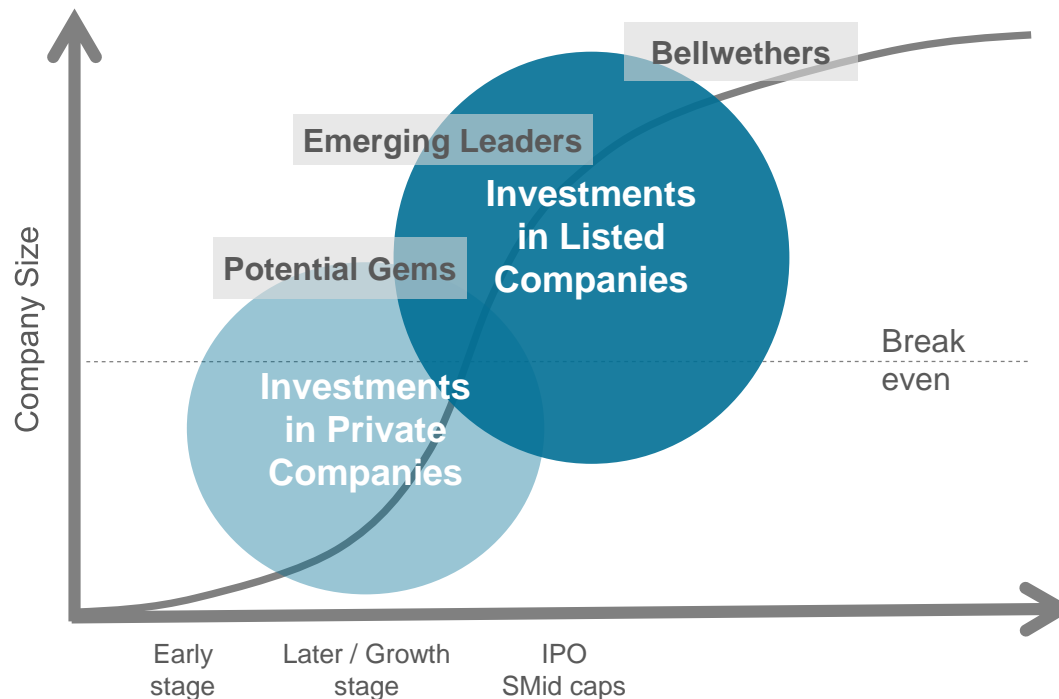
Investment Positions

Outlook & Concluding Remarks

Appendix: Organisation, Team

A Leading Investment Company in Healthcare

- ▶ With \$2.5bn assets under management, established 2001
- ▶ Dedicated private and public equity investment teams with a global industry network and external business advisors
- ▶ Proven track record of exits validated by about 60 trade sales and IPOs over past 10 years



SIX-listed healthcare-focused company holding private and public equity

Mid to high teens percentage increase in net asset value and share price over the last five years (p.a.)

Attractive distribution policy (3-5% p.a.)

Facts & Figures

4

Registered Shares (CHF)

Total assets	2'161 million
Net assets (NAV)	1'837 million
Market capitalisation	1'879 million
Share price	270.00
NAV per share	263.98
Premium	2.3%
Average daily liquidity <small>(1 year)</small>	11'543 shares ~ 3.1 million
Number of issued shares	6.96 million
Number of shareholders	~ 2'800

Performance (CHF)

Net return (including distributions)	2020	2019	2018	2017	5Y Return p.a.	10Y Return p.a.
Share price	24.8%	48.0%	21.8%	40.5%	27.0%	22.8%
NAV	23.4%	33.0%	9.9%	25.8%	19.7%	17.5%
Dividend CHF	7.70	7.50	7.00	5.80		
Dividend yield	4.1%	4.4%	4.9%	5.2%		
Share price					5Y Volatility p.a. 19.5%	1Y Volatility p.a. 31.2%

Value Creation over 5 Years

CHF Performance



USD Performance



— NAV HBM — Share price HBM — MSCI World Health Care Index

Data as of 30 September 2020, indexed (12.7.2001 = 100)

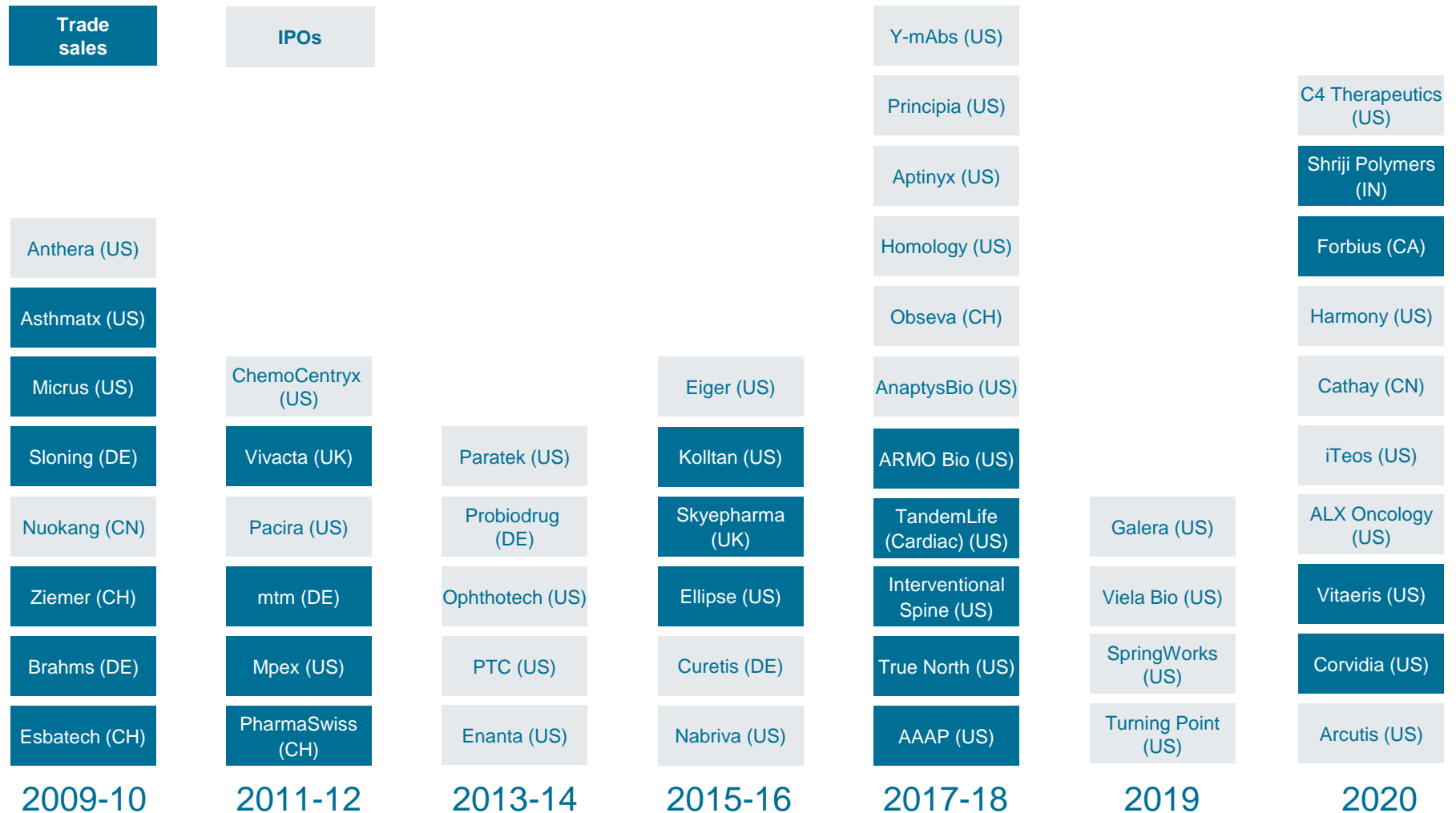
HBM Achievements during 2020

- ▶ Major clinical and regulatory milestones achieved by HBM's portfolio companies
- ▶ Benefitting from strong biotech IPO window and active exit market
- ▶ Investment focus continues to lie on companies with innovative platforms and drug candidates (i.e. bispecific antibodies, novel immunotherapy/combinations, targeted and gene therapies, neurological and orphan diseases)
- ▶ Re-initiated market hedge after March year-end
- ▶ Started with currency exposure hedging late March - around 80 percent of USD exposure now hedged versus CHF
- ▶ Rich pipeline of catalysts for the remainder of the year

Portfolio Highlights in 2020

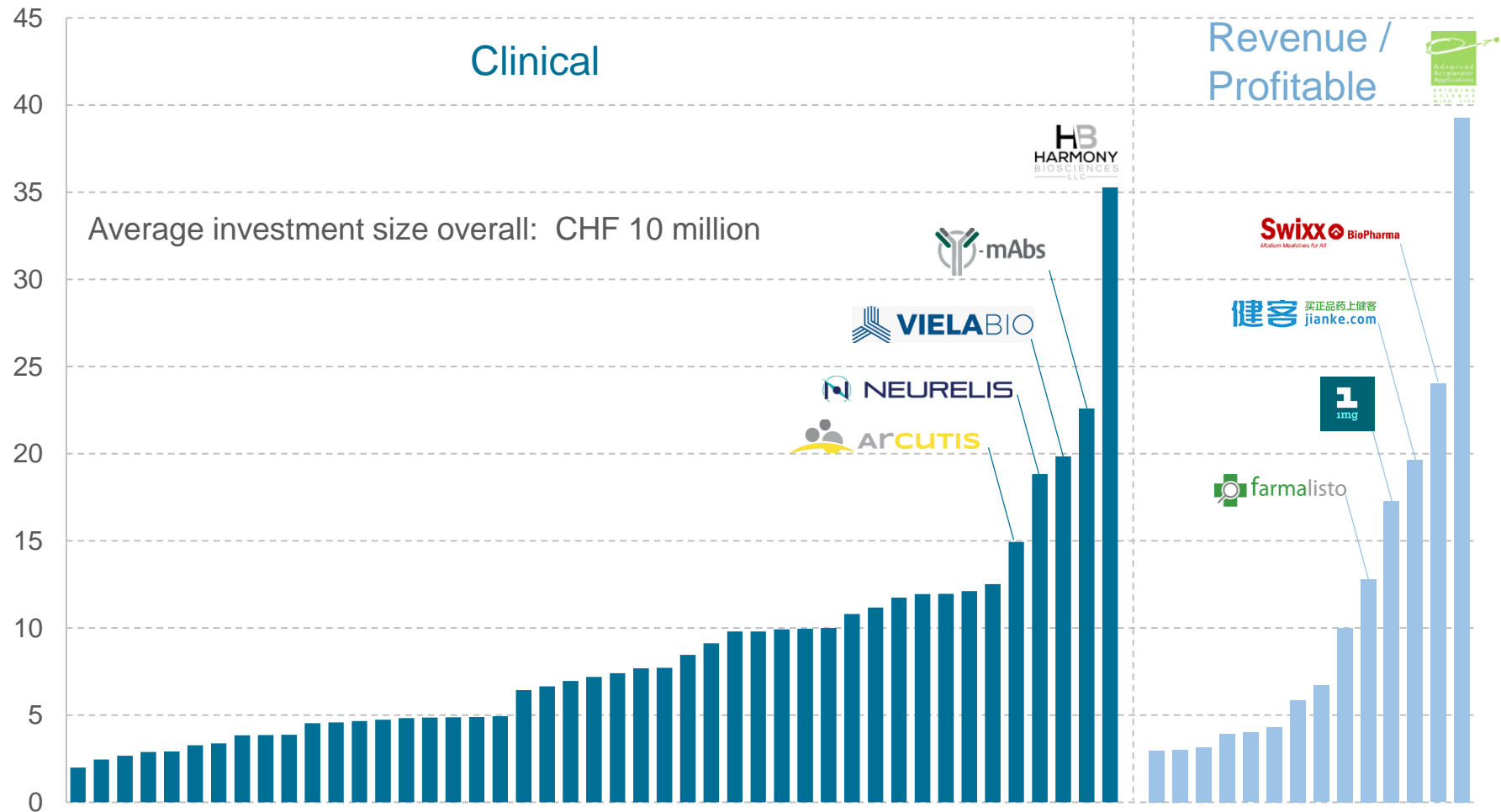


About 60 Trade Sales and IPOs during the Past Decade



Data as of 02 October 2020

Close to CHF 550 million invested in Private Co's Since 2014



Data as of 30 September 2020

Latest IPOs from Private Equity Portfolio

10

Company	IPO Year	Invested US\$m (private + at IPO)	Post - IPO Performance Until End of Period or Exit
C4 Therapeutics	2020	9.7	34.2%
Harmony	2020	40.3	72.5%
Cathay	2020	37.0	-27.8%
iTeos Therapeutics	2020	17.9	28.9%
ALX Oncology	2020	12.6	79.5%
Arcutis	2020	22.6	62.5%
Galera	2019	6.5	-18.3%
Viela Bio	2019	29.5	50.5%
SpringWorks	2019	15.2	169.3%
Turning Point	2019	14.5	387.2%
Y-mAbs	2018	32.7	148.9%
Principia	2018	Acquired by Sanofi for USD 3.7bn	
Aptinyx	2018	8.5	-78.9%
Homology	2018	10.0	53.6%
ARMO *	2018	Acquired by Eli Lilly for USD 1.6bn	
ObsEva	2017	18.5	-70.7%
AnaptysBio	2017	9.3	260.3%
AAA **	2016	Acquired by Novartis for USD 3.9bn	

HBM Healthcare Investments Ltd

About HBM Healthcare Investments Ltd

Investment Strategy / Investment Process

Healthcare Sector

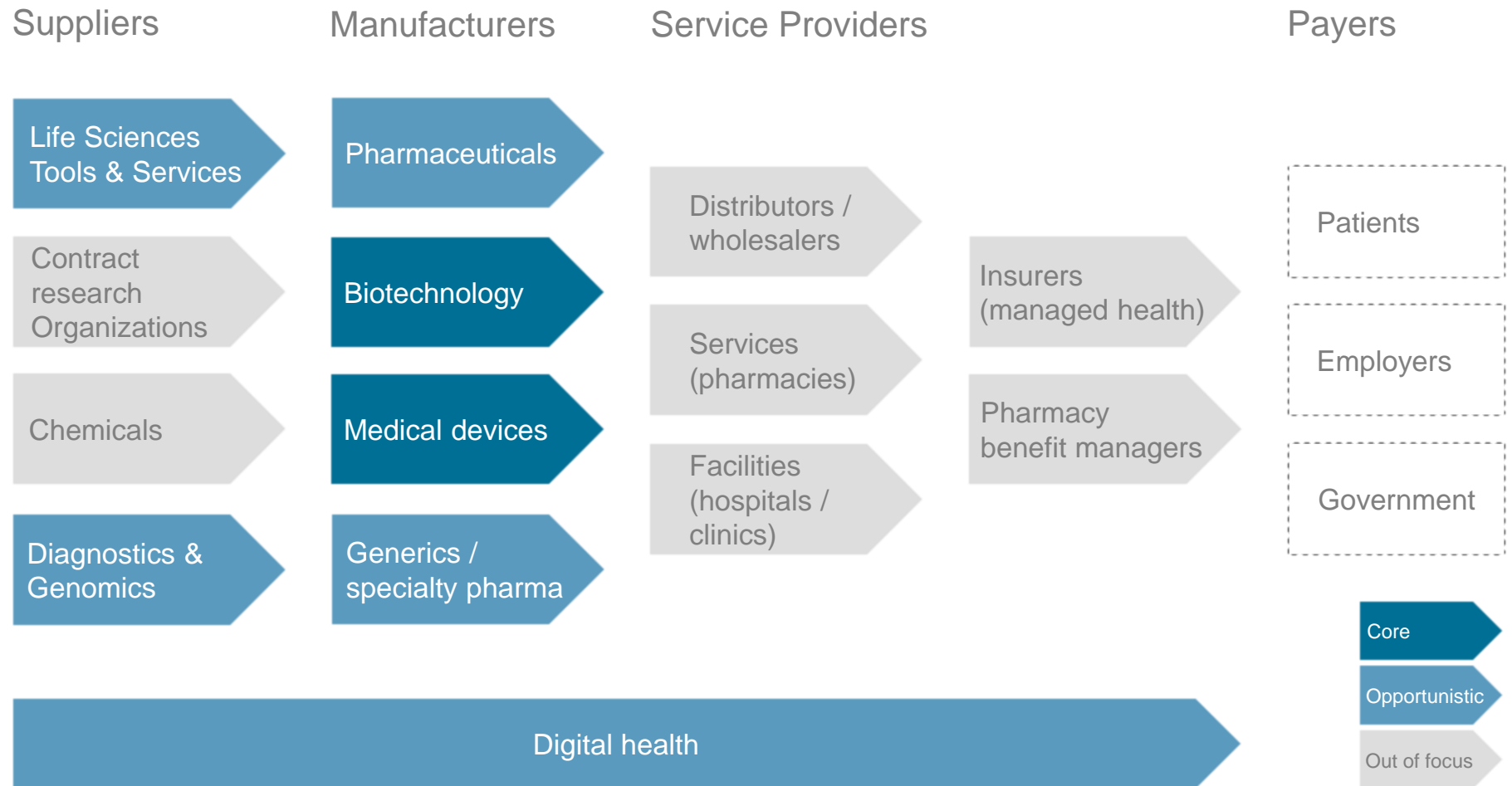
Portfolio Structure

Investment Positions

Outlook & Concluding Remarks

Appendix: Organisation, Team

HBM Investment Focus along the Healthcare Value Chain

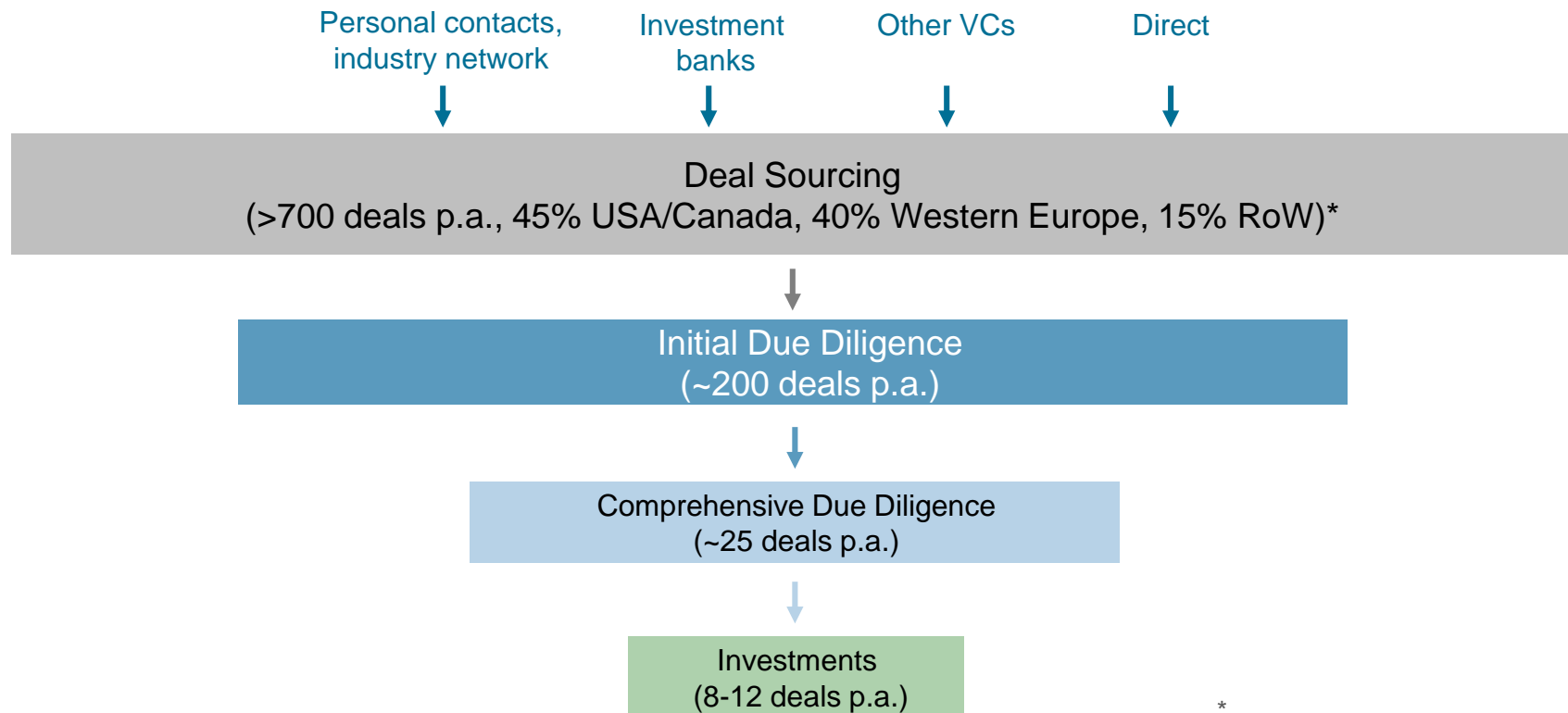


Investment Strategy

13

- ▶ Focus on companies with promising product pipelines and high value creation potential
- ▶ Portfolio of both private and small-cap public companies (generally companies with a market capitalization below USD 2 bn)
- ▶ Investments typically first made in a venture round when target company has product(s) in clinical development and has achieved “proof of concept”
- ▶ Subsequently, investment may be increased substantially in follow-on financings, provided the value-creation potential is intact
- ▶ Active participation with companies to develop towards trade sale or IPO
- ▶ At or post IPO: the flexibility of HBM Healthcare Investments allows for further increasing its investments in the most attractive investment cases

Private Equity Investment Process



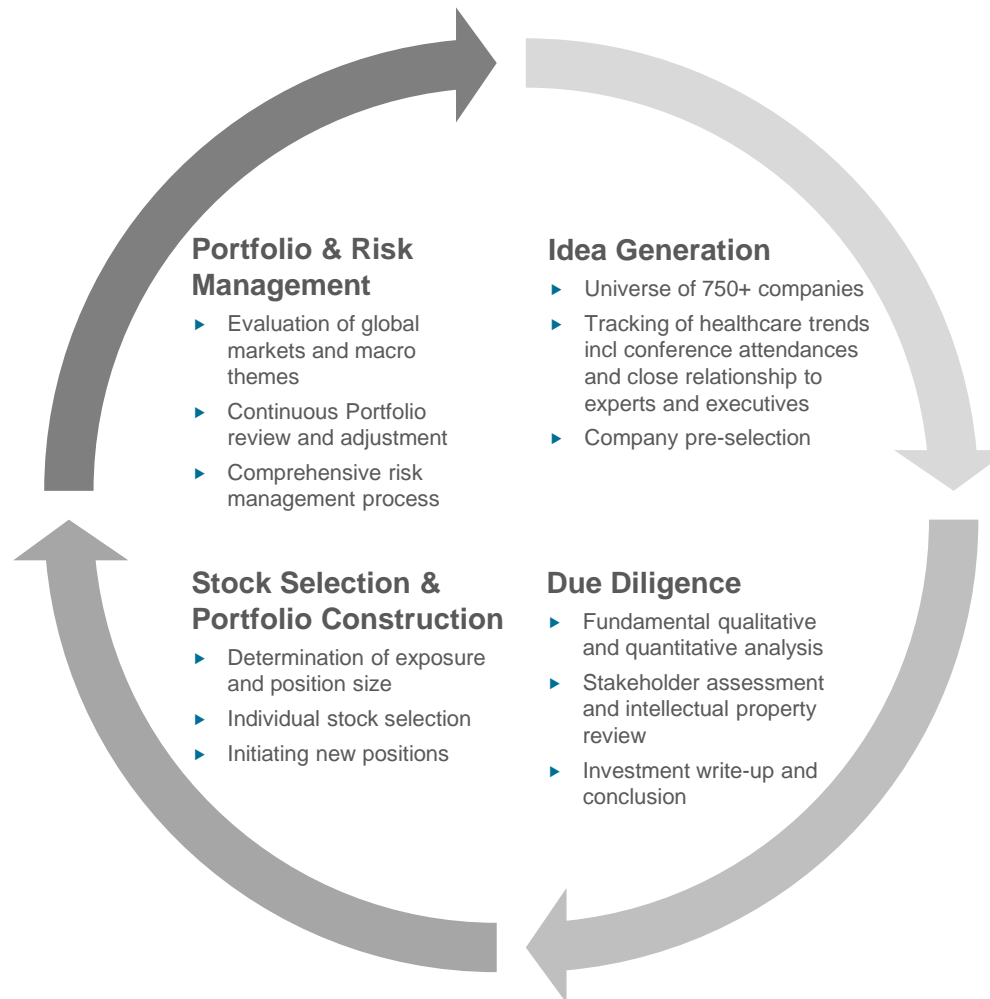
*
60% Biotech
30% Medtech & Diagnostics
10% Other

Investment Approach

15

- ▶ Fundamental long with private and public healthcare investments
- ▶ Bottom-up selection of investments with solid long-term growth potential
- ▶ Diversified portfolio approach
- ▶ Sourcing of proprietary private deal flow
- ▶ Active lead/co-lead investor in private companies with board representation
- ▶ HBM takes an active role and assumes entrepreneurial responsibility together with the management team
- ▶ Maximum single position limit at time of investment up to 10% of NAV

Public Equity Investment Process



Investment Case Advanced Accelerator Applications

17



Investment rationale

- ▶ Combination of unique business proposition with strong growing medical imaging business (profitable) and promising late-stage therapeutic (phase III)

Investment process (2014)

- ▶ Growth capital and partial buyout of existing founders
- ▶ Founders wanted specialist (non-US) investor with know-how and good industry network

Investment period (2014-2017)

- ▶ Board representation
- ▶ Strategy executed on three pillars:
 - ▶ Expanding its diagnostic business for PET/CT and SPECT organically and through acquisitions
 - ▶ Bringing first therapeutic to the market
 - ▶ Broadening of pipeline through in-house development and in-licensing
- ▶ HBM backed pre-IPO financing round to strengthen investor syndicate

Exit (2016-2017)

- ▶ IPO and take over by Novartis

First institutional investor in
2014

Sold in 2017 to Novartis for
approx USD 3.9 billion

→ Gain of over CHF 200
million (IRR > 60%)

Cathay Biotech (ex private)



Company uses biological manufacturing methods as an alternative to chemical production on an industrial scale. The objective is to reduce costs through lower energy and raw materials inputs, as well as to improve the quality and properties of the final products.

Invested since

- May 2006

Financing and Valuation

- Invested: USD 38.0m for 7.1% ownership
- IPO in August 2020 on Shanghai’s Star Market
- Current book value: USD 352m* (excluding realized proceeds)
- Market cap: USD 6.0 billion

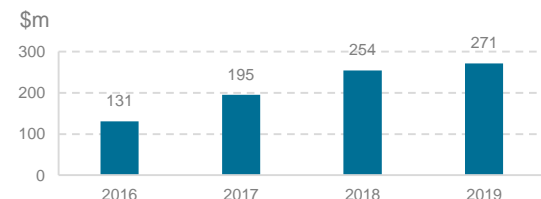
Position HBM

- HBM with Board representative

Main attractions

- Cathay’s main products include long-chain dicarboxylic acids (“LCDA”), fine chemical intermediates, which are used for nylon, polyester, adhesives and organic solvents. The company is world market leader with market share of 90%.
- The biosynthesis method mainly uses petroleum by-product light wax oil (normal paraffin) as raw material, and converts it into long-chain dibasic acid through the catalysis of intracellular enzymes. Compared with chemical synthesis, the production process of biosynthesis is simpler and the production conditions are less demanding
- Potentially, Cathay will be the first company worldwide with a commercial scale production of bio-based Diamine 5. Diamine is used in combination with dicarboxylic acids to manufacture nylon
- Analysts expect revenues for 2020 at previous year level (\$287 million) according to Bloomberg consensus and for 2022 sales of \$600 million – this would translate in a EPS of \$0.362 or CNY 2.445 respectively

High profit margin



Revenue CAGR 2016-19: 28%
 Net profit margin 2016-19 (on average): 23%

Revenue and net profit declined by 28% and 18% (in CNY) respectively in H1 2020 caused by COVID-19 disruption.

Leader in Synthetic Biology (example of applications)

LCDA market / bio-based DN5

- High performance polyamide e.g. engineering plastic with many automotive applications; widely used in toothbrush filaments
- Polyester, e.g. widely used in furniture and soft drink container coatings
- Hot melt adhesive, e.g. use in high end clothing
- Synthetic lubricants (dibasic esters)
- Powder coating, e.g. car surface, wheels
- Perfume synthesis, e.g. biodegradable musks
- Rust protection, e.g. anti-metal corrosion function, metal working fluids / industrial cooling system
- Pharmaceutical Intermediates



Major customers worldwide

Bio-based Polyamide / Polyesteramide

- When corn is turned into clothing Polyamide is essential for many objects, from garments and shoes to car parts. In its digital factory, Cathay produces the popular material from renewable biomass and it uses solutions from Siemens.



Harmony Biosciences (ex private)



Focus on the central nervous system, including disorders of sleep and wakefulness. Harmony's lead asset Wakix is safe, tolerable, and non-scheduled (no abuse liability)

Invested since

- September 2017

Financing and Valuation

- Invested: USD 40.3m private and at IPO (Aug 20)
- Ownership: 8.2%
- Current book value: USD 157m (excluding realized proceeds)
- Market cap: USD 1.9 billion

Position HBM

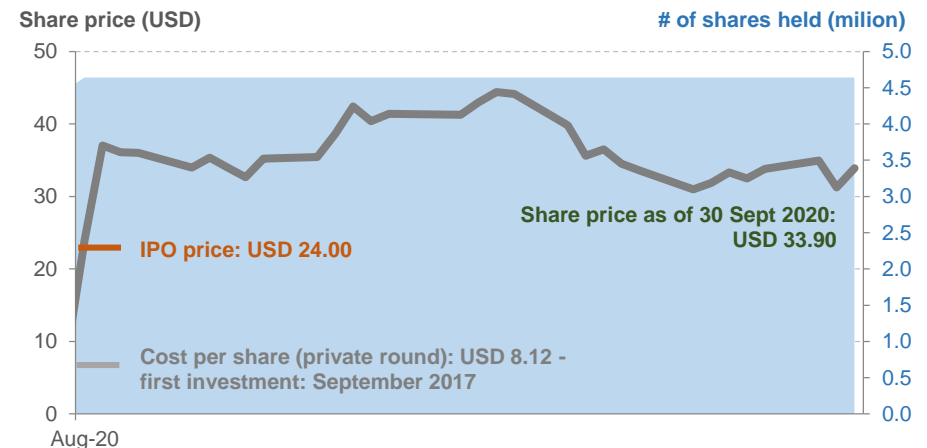
- HBM acted as co-investor among renowned investor syndicate with Vivo, Novo, Venbio and Valor
- HBM with Board seat

Status company at the time of investment

- Wakix approved in the EU for narcolepsy (with or without cataplexy); small commercial success
- Drug licensed from French company Bioprojet for the US launch; low clinical and regulatory risk expected
- Seasoned management with prior commercial experience in the narcolepsy space

Status company now

- Wakix (Pitolisant) available on the US market since end of 2019; promising launch so far – current run rate translates into annual product sales of \$150m for 2020 (Bloomberg consensus estimates: \$325m for 2021, \$662m for 2023)
- FDA decides on label expansion for cataplexy in autumn





Y-mAbs Therapeutics (ex private)

Immunotherapy for difficult-to-treat cancers in childhood as well as certain tumours in adults; no approved treatment available for aggressive forms of cancer in nerve tissue (ie CNS/Leptomeningeal metastasis from Neuroblastoma)

Invested since

- September 2017

Financing and Valuation

- Invested USD 53.9 million in two private rounds (Series A) and at/after the IPO
- IPO in September 2018
- Current book value: USD 83m (excluding realized proceeds)
- Market cap: USD 1.5 billion

Position HBM

- HBM acted as lead investor; formed renowned investor syndicate with Sofinnova, Scopia, others
- HBM stepped down from the board after the IPO

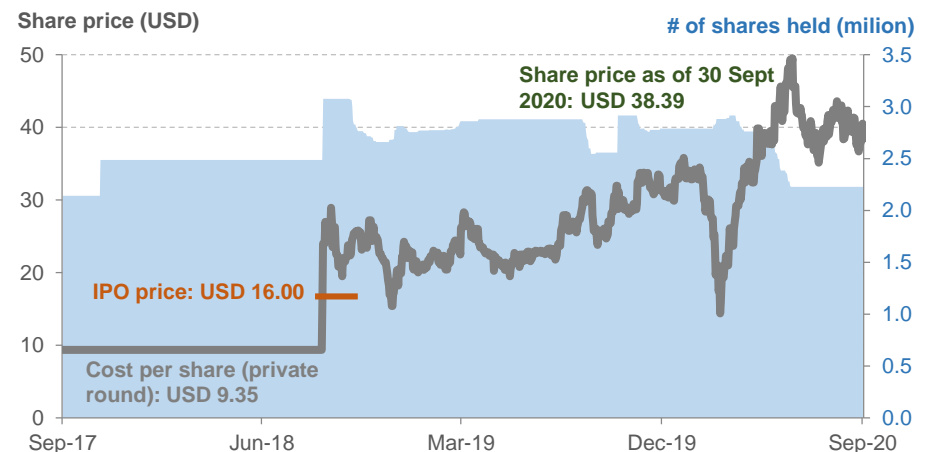
Data as of 30 September 2020

Status company at the time of investment

- Four antibody programs in clinical development, licensed from Memorial Sloan Kettering (ww license) – clinical data from more than 100 patients
- Strong and experienced management team – ex-Genmab
- No institutional shareholders

Status company now

- Applications for market approval filed with the FDA, first approval expected by YE2020, further pos. results achieved
- Broad early-to-mid-stage drug pipeline
- Drug candidates have received Rare Pediatric Disease designations as well as Breakthrough Therapy designations



Viela Bio (ex private)



A company spin-off from AstraZeneca focusing on severe autoimmune disorders (such as Neuromyelitis Optica -NMOSD-, Primary Sjogren's Syndrome, Myositis, ANCA vasculitis); diseases with limited treatment options

Invested since

- June 2019

Financing and Valuation

- Invested USD 29.5 million in private round (Series B/crossover) and at IPO (October 19)
- Current book value: USD 49.1m (excluding realized proceeds)
- Market cap: USD 1.5 billion

Position HBM

- HBM acted as lead investor in June 2019 round, HBM represented on the board
- HBM is part of a renowned investor syndicate (AstraZeneca, Boyu, Hillhouse Capital, 6Dimension, Temasek)

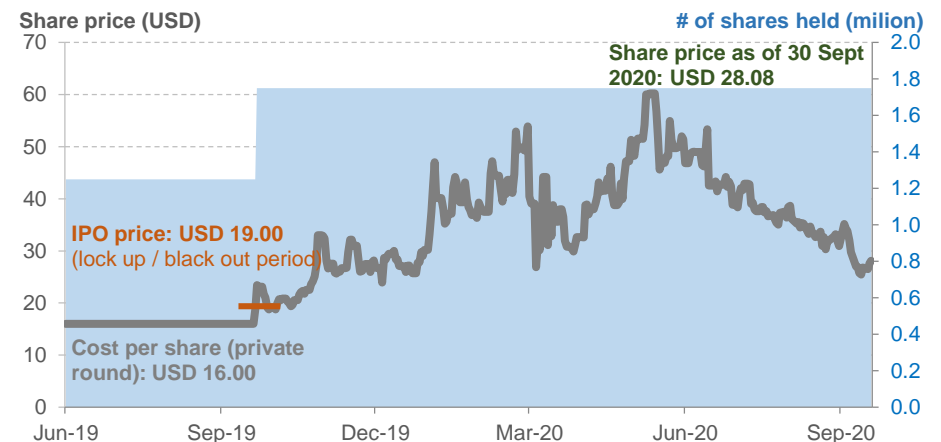
Status company at the time of investment

- Pre-registration of lead drug candidate Inebilizumab, pivotal (phase III) trials successfully completed
- Experienced team with strong track record and investor syndicate
- Well understood mechanism of action, peak sales potential for first indication (NMOSD) of \$400m alone, plus pipeline optionality

Status company now

- First drug approved (Uplizna) for the treatment of NMOSD
- Drug ready to market launch (sales force in place)

Share price and Position Development



Data as of 30 September 2020

Immunomedics (public)

Status company ahead of HBM’s investment

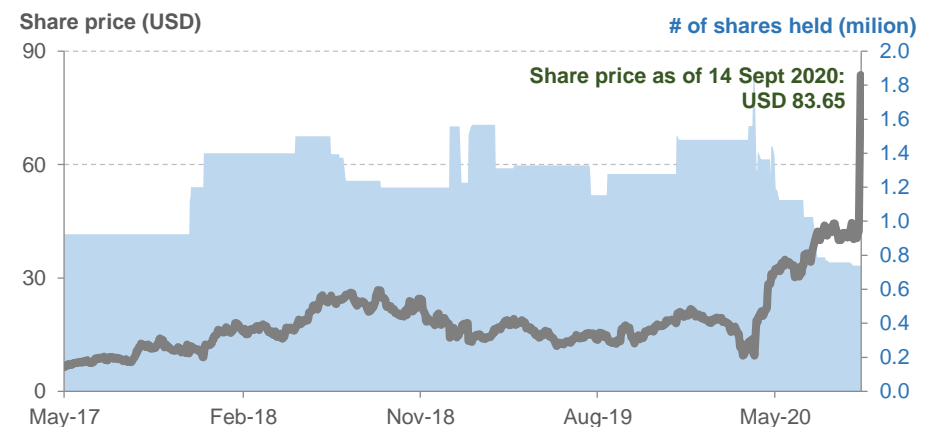
- Company was founded in 1982; experienced setbacks
- In February 2017, Immunomedics signed a potential \$2 billion worth deal with Seattle Genetics for IMMU-132 (\$250 million upfront)
- In May 2017, Seattle Genetics terminated the deal after intense legal battles. Major investor Avoro Capital (formerly venBio) forced the company to abandon the deal amid insignificant value reflection of drug’s potential
- Founder of Avoro Capital, well-known to HBM, had been represented as Executive Chairman on the BoD and had been instrumental to this transaction

Status company at the time of first investment in 2017

- Lead product (Sacituzumab govitecan) in Phase II. Sacituzumab is an antibody drug conjugate targeting Trop-2 for solid tumors.
- The company generated impressive data in third-line, triple negative breast cancer (mTNBC), which has led to breakthrough designation from the FDA.
- FDA delayed the approval of the drug in January 2019 (manufacturing issues)

Status company now

- IMMU-132 “TRODELVY™” (in mTNBC) had been approved in the US in April 2020 – based on phase II data
- Company reported a set of positive phase III results in July
- Gilead acquired the company for around \$21 billion (premium of 100%+ over unaffected share price)



HBM Healthcare Investments Ltd

About HBM Healthcare Investments Ltd

Investment Strategy / Investment Process

Healthcare Sector

Portfolio Structure

Investment Positions

Outlook & Concluding Remarks

Appendix: Organisation, Team

Investment Opportunities in Healthcare

25

Large and Growing Industry

- Revenues > \$1.3 trillion p.a.*
- Resilient to economic cycles
- High profit margins, strong cash-flows
- Many small & innovative firms and spin-offs

HBM Healthcare Investments

Investment Approach

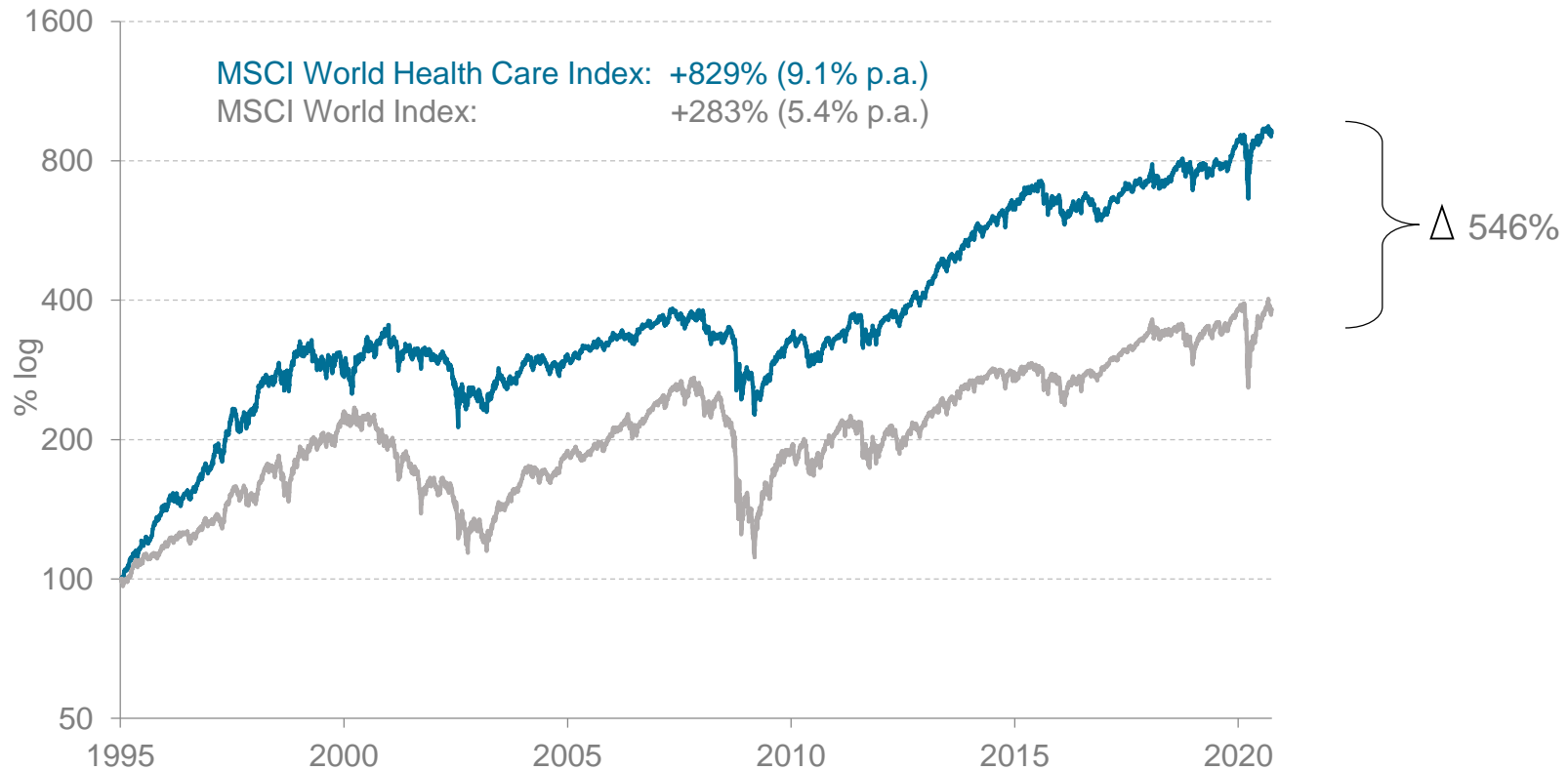
- Proprietary global deal sourcing
- Long-term investment expertise
- Active lead/co-lead investor
- Exit-driven investments

Compelling Exit Markets

- Attractive M&A environment
- Cash-rich corporate buyers
- Strategic premiums paid
- IPO as option for mature firms

* Worldwide sales (2015) for pharma, medtech and diagnostics only

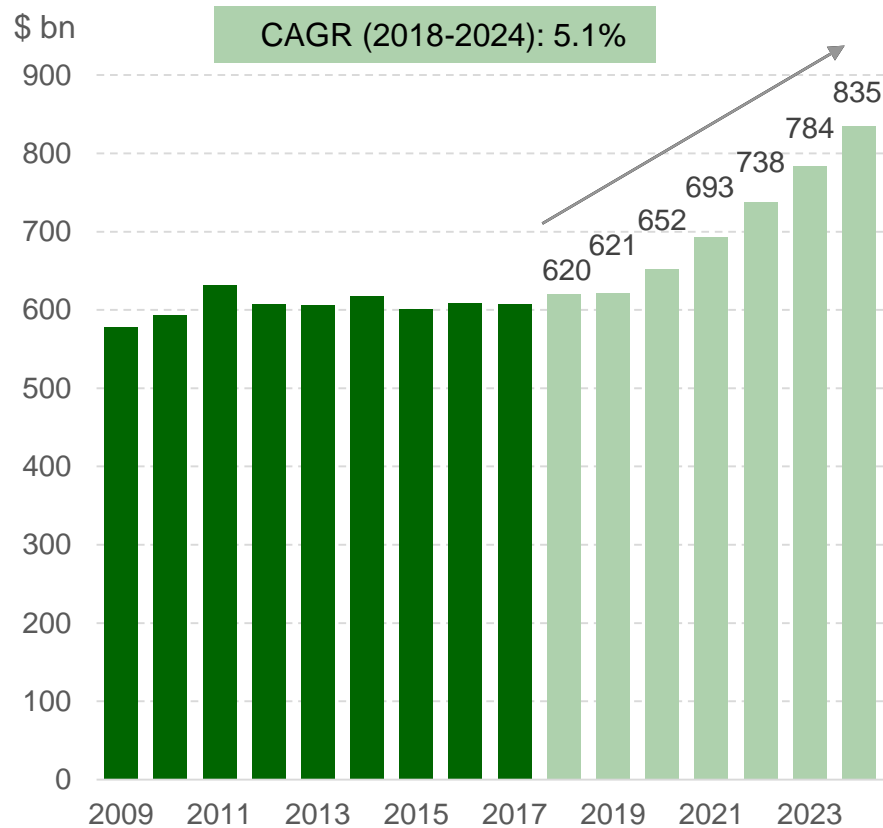
Public Healthcare Generated Strong Returns



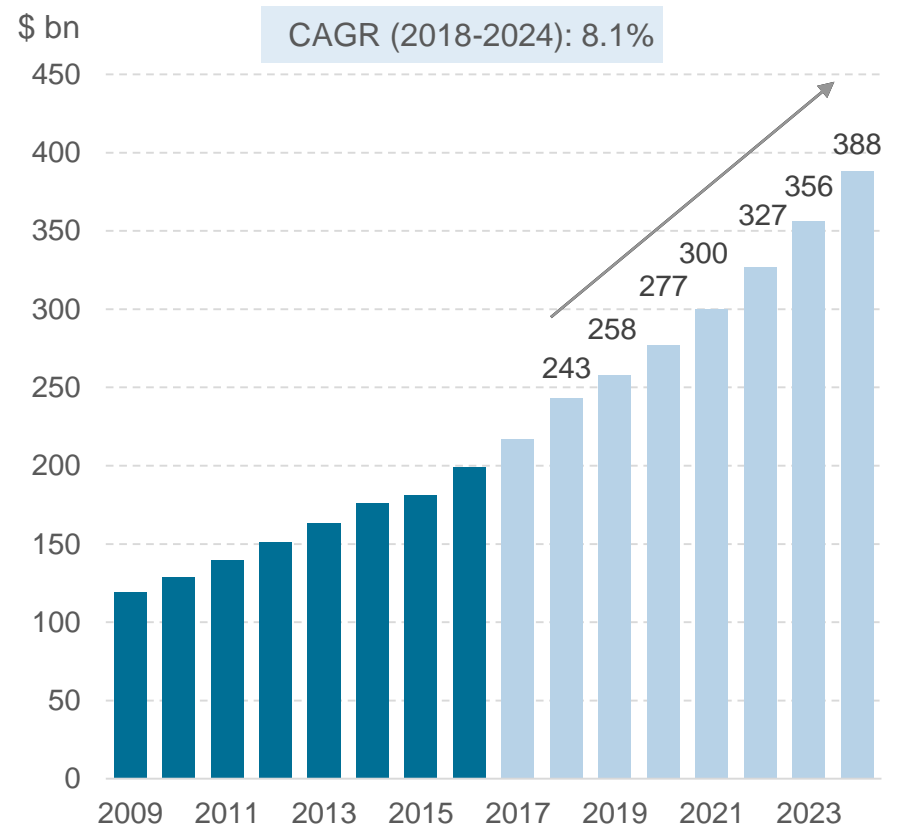
Data as of 30 September 2020, in USD

Still Significant Industry Growth

Global Pharma Drug Sales



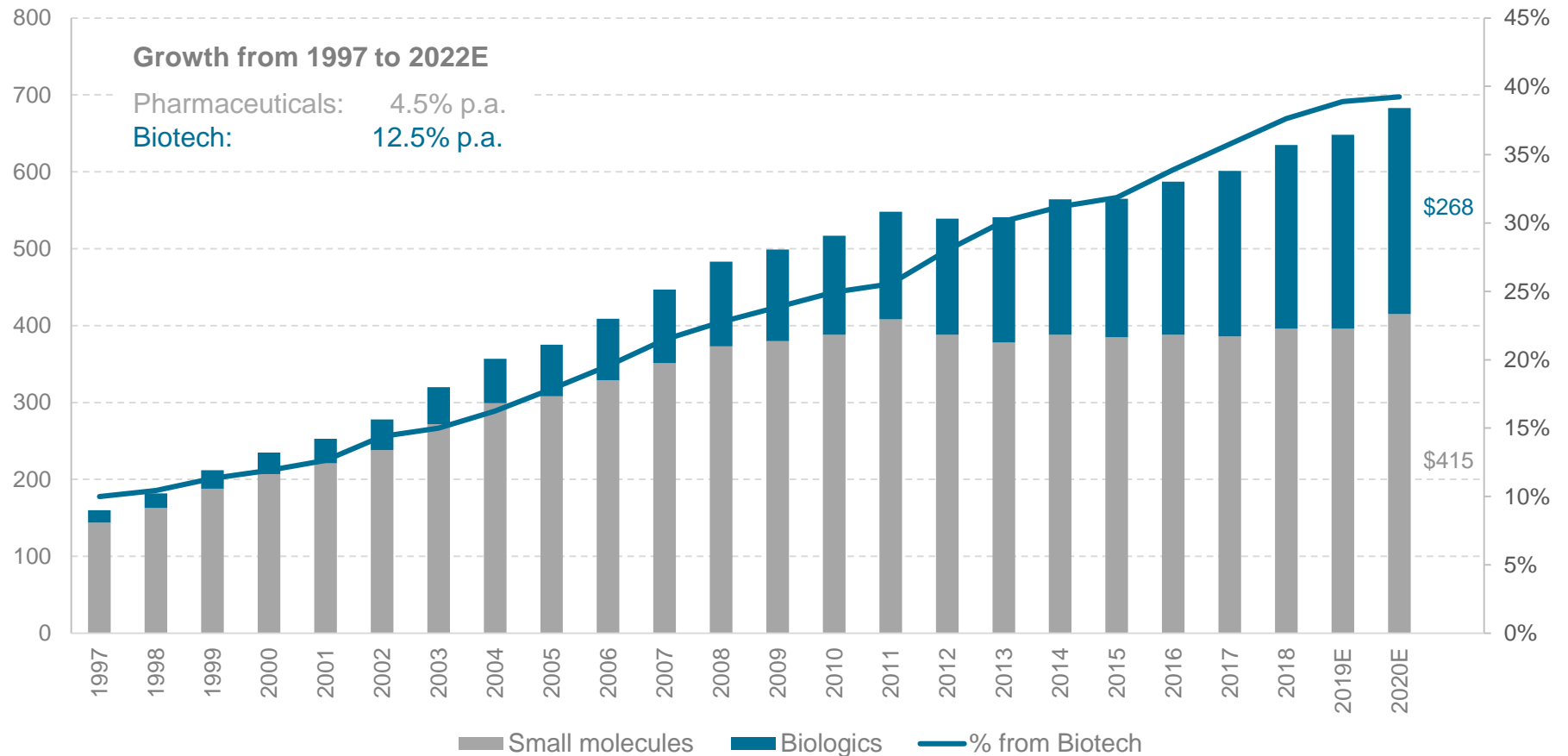
Global Biotech Drug Sales



Source: Evaluate Pharma World Preview 2017, June 2017

Significant Revenue Contribution from Biotech

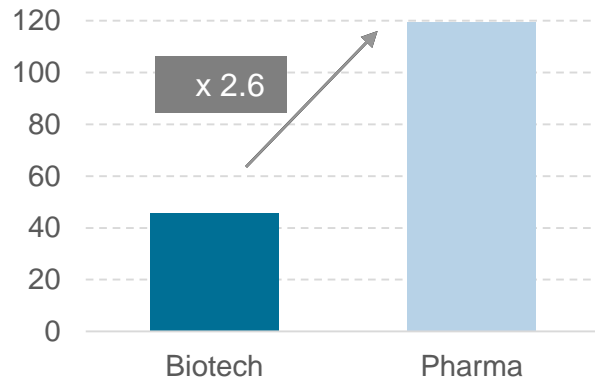
Global Branded Pharmaceutical Revenues: 1997 – 2020 (in \$ bn)



Source: Evercore Gene Therapy Outlook 2019

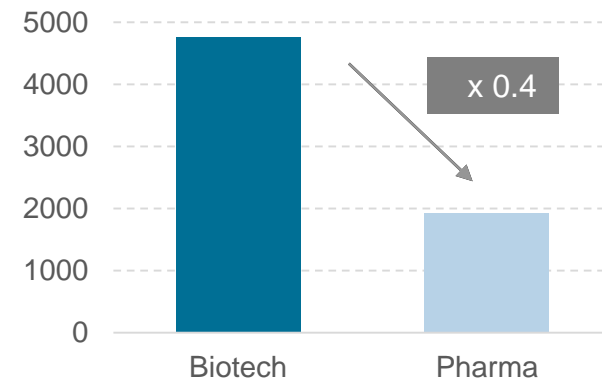
Biotech as the Innovation Powerhouse

R&D Spend (USDbn, 2017)



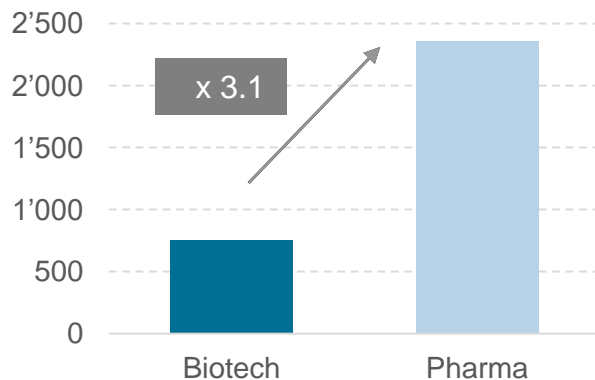
Source: EY Biotechnology Report 2017, Evaluate Pharma World Preview 2018

Pipeline (number of clinical programs, 2017)



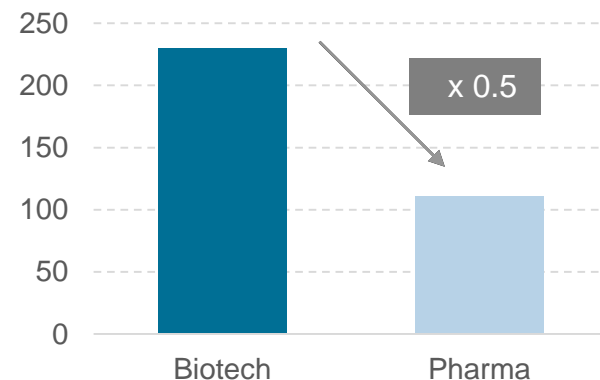
Source: Biotechnology Innovation Organization Report, 2018

Market Cap (USDm, 2018)



Source: MSCI World Healthcare Index, Bloomberg 2018

Approvals by origin (count, over last 10yrs)



Source: HBM Biopharma Drug Approval Report, 2018

It's all about Innovation

Immuno- and targeted oncology

- In last 1-2 years, multiple "targeted cancer" companies (drugs for mutations or sub-groups of broader population) have been acquired

Past and current holdings



Gene Silencing

- Administered via the bloodstream, in principle RNAi therapeutics permit any gene that is responsible for causing illness to be silenced



Gene editing / therapy

- Gene editing is the process of changing, replacing, or removing genes with precision of a single base pair change if desired



Immunology and Inflammation

- Antibodies have had a terrific run, but small molecules are making a comeback for I&I, promising oral dosing, ease of travel, transport and safety of dose withdrawal



Neurology

- Dementia psychosis, agitation, behavioral market have blockbuster potential



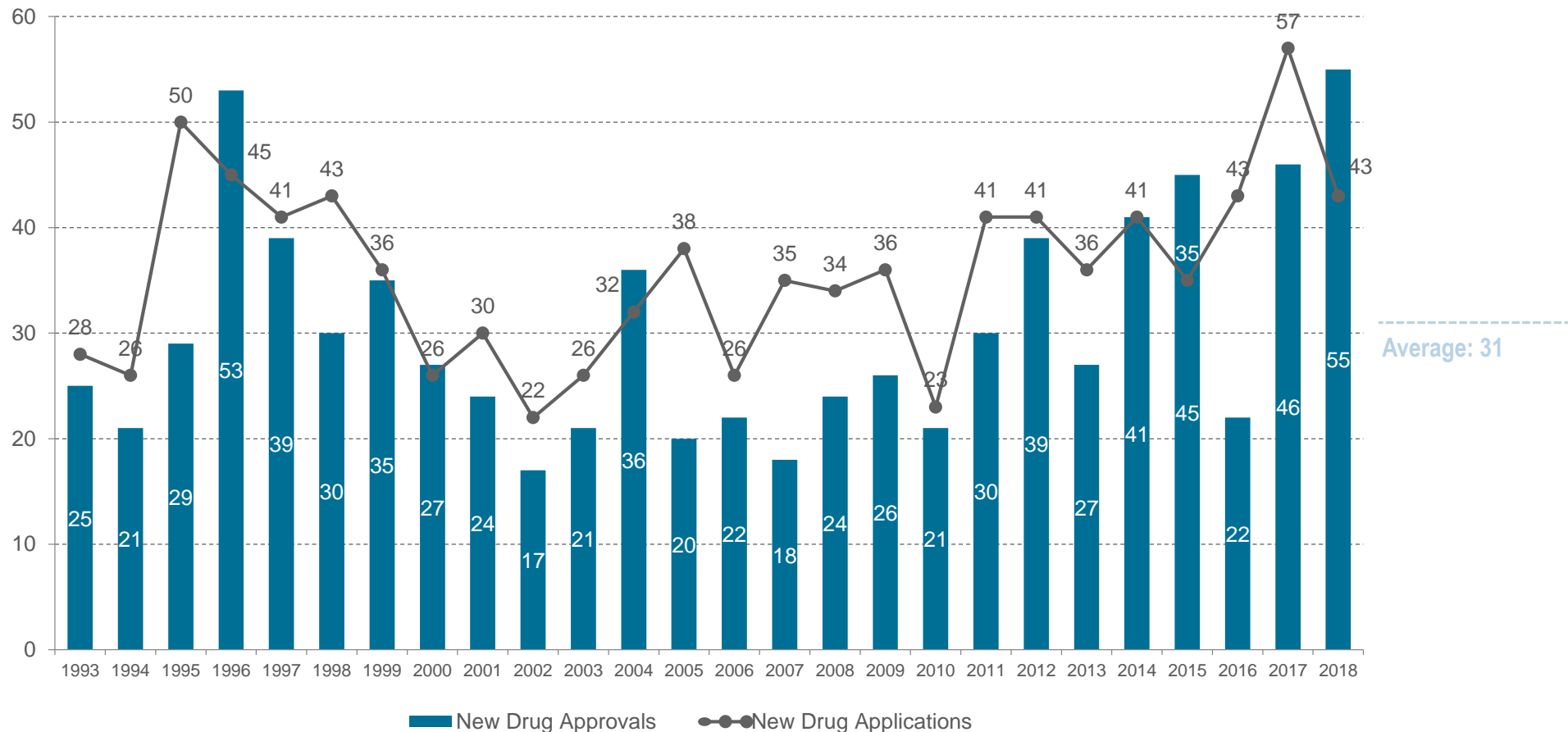
Complement disorders

- The complement system helps prevent infection and fight off invading pathogens like bacteria. But hyperactivation of the complement system can lead to autoimmunity and inflammatory diseases



Supportive Regulatory Climate

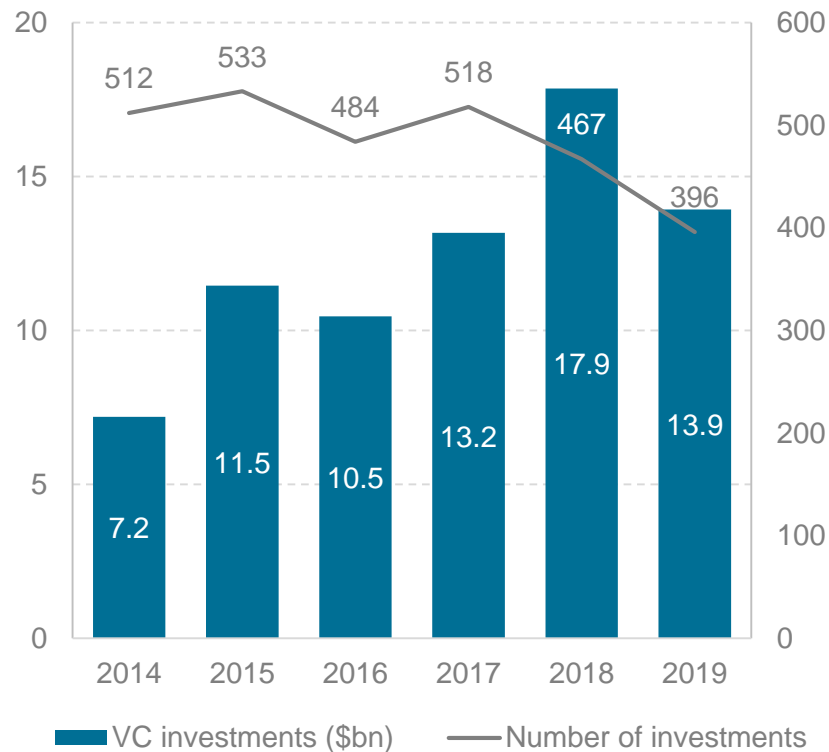
Number of New Drug Approvals and Applications at the US FDA



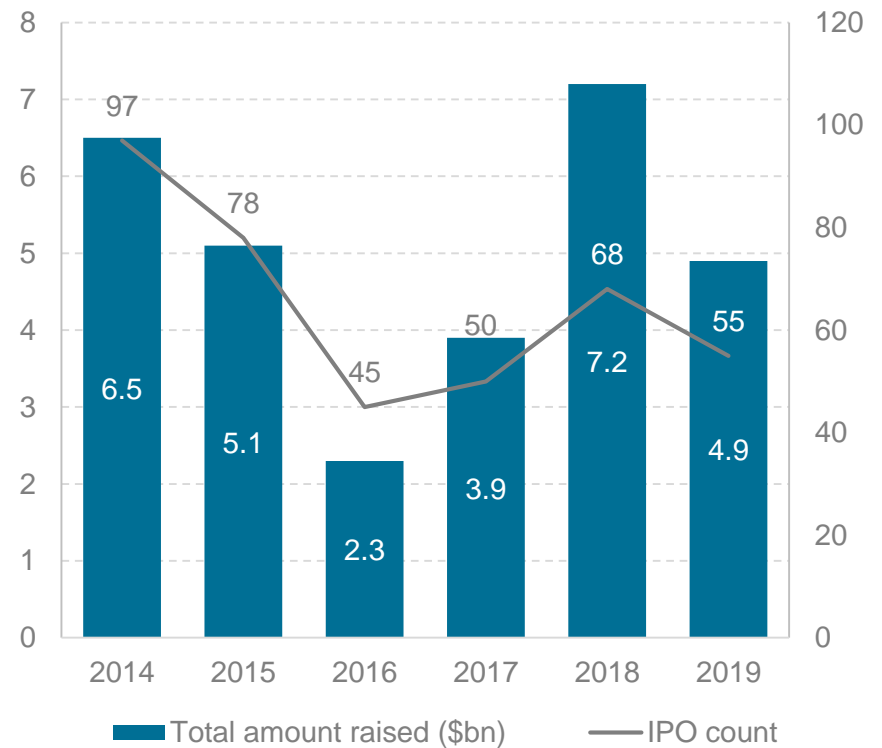
Source: FDA, CDER (2017)

Steady Flow of New Investment Opportunities

Global venture investments into biotech



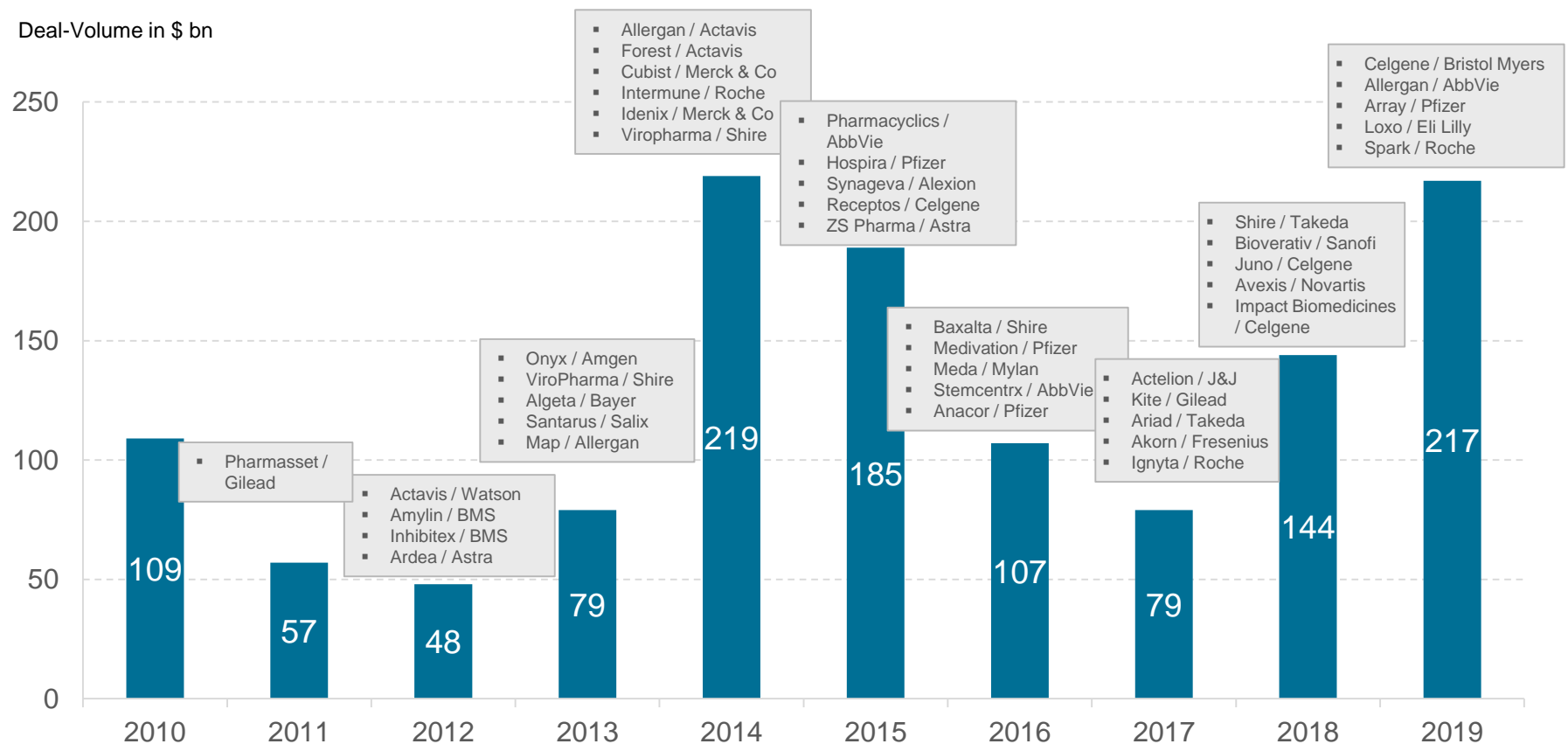
Biotech IPOs on western exchanges



Source: Evaluate Pharma, January 2020

Ongoing Pharma and Biotech M&A Activity

50% premium over stock price before acquisition



Source: Evaluate Pharma (2020)

HBM Healthcare Investments Ltd

About HBM Healthcare Investments Ltd

Investment Strategy / Investment Process

Healthcare Sector

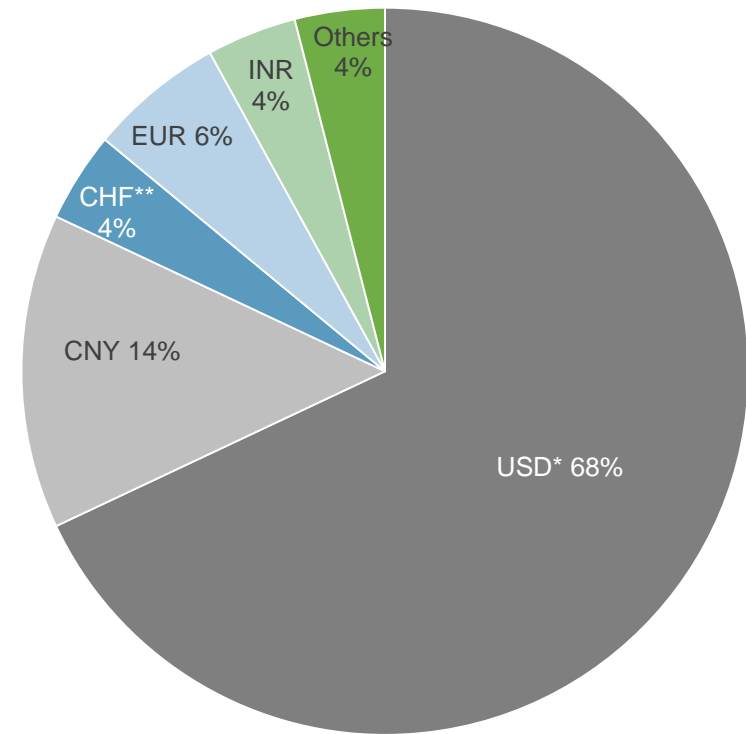
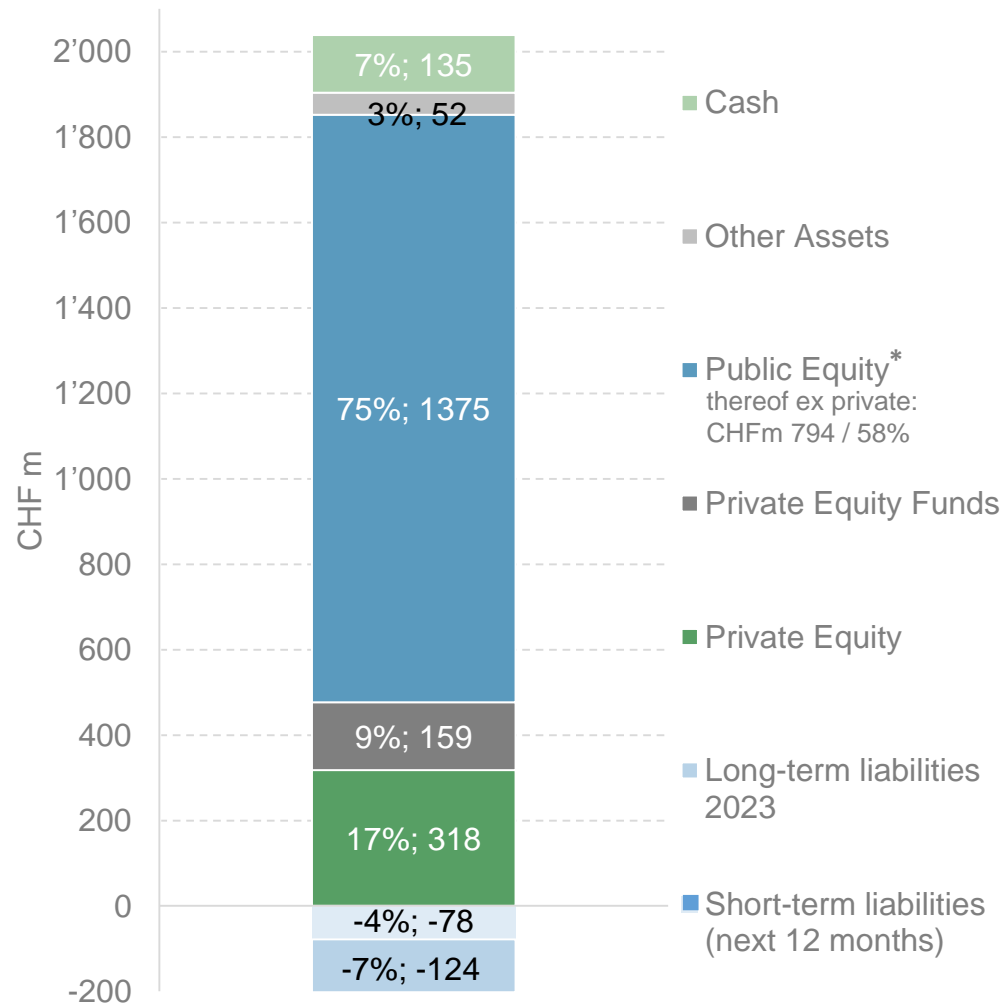
Portfolio Structure

Investment Positions

Outlook & Concluding Remarks

Appendix: Organisation, Team

Balance Sheet and Currency Allocation



* About 26% net of currency hedge (USD/CHF forward)

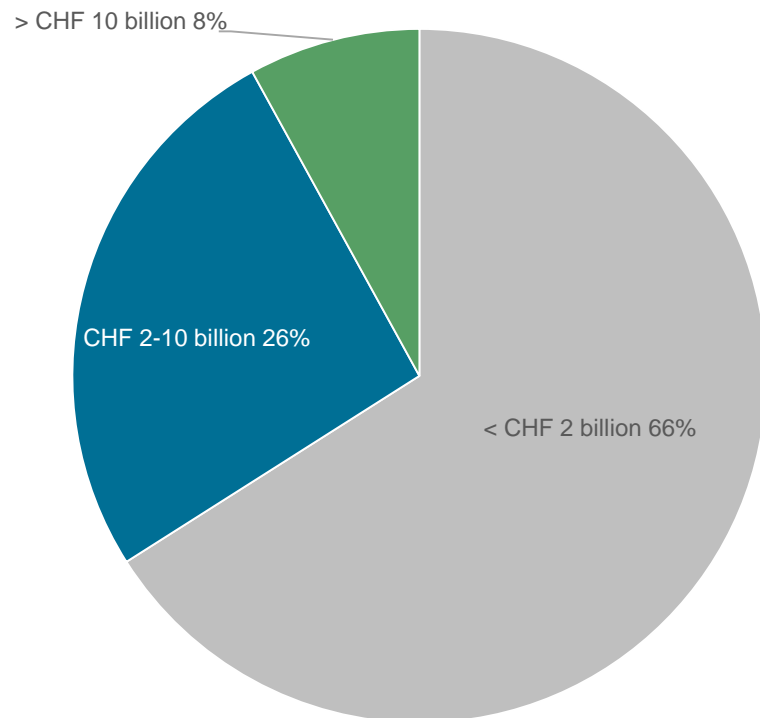
** About 46% net of currency hedge (USD/CHF forward)

in % of assets

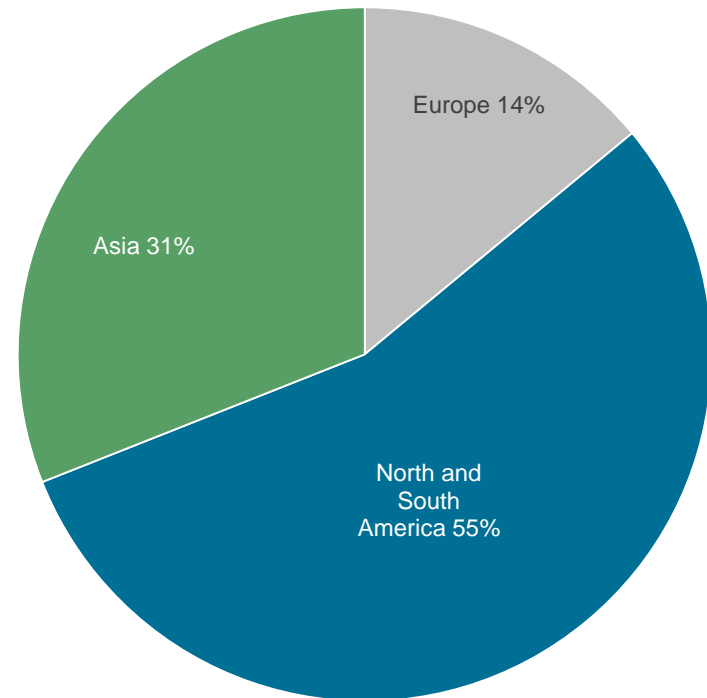
* Currently around 14% of exposure to public markets (ex Cathay) is hedged

Portfolio Breakdown by Market Cap and Geography

Market Capitalisation

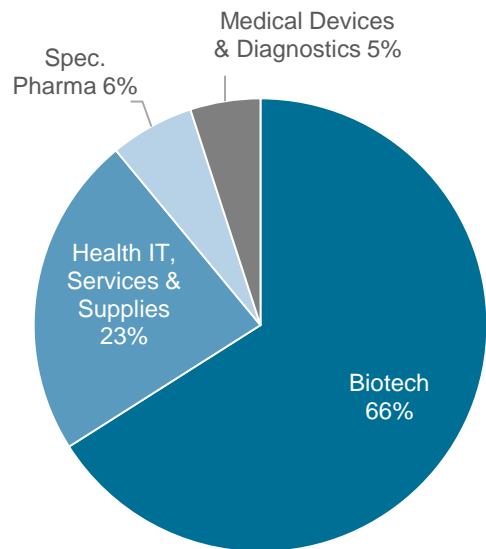


Geography

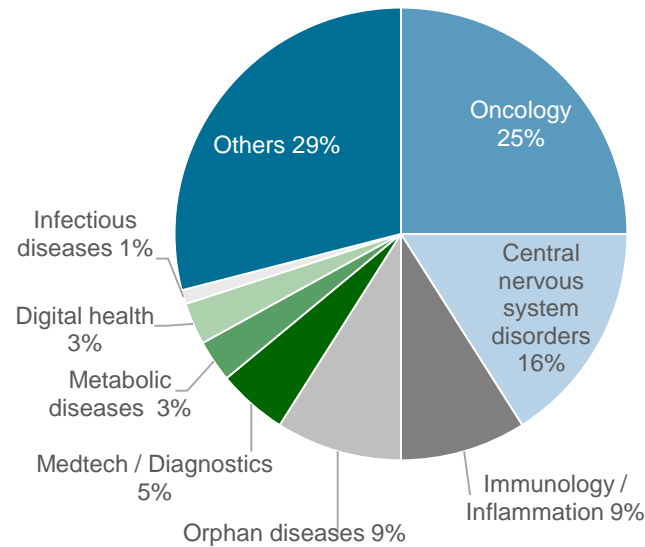


Portfolio Breakdown by Sector, Therapy and Stage

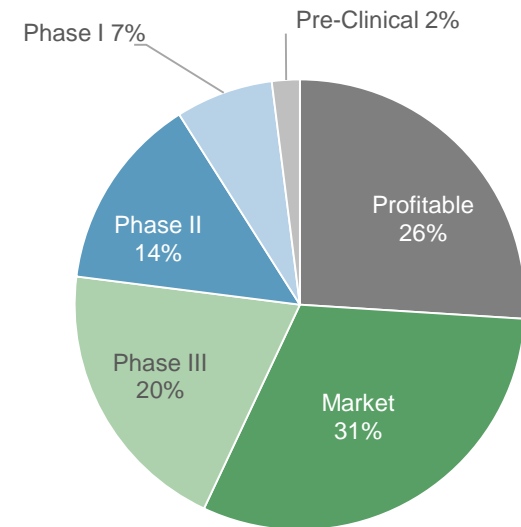
Sector Breakdown



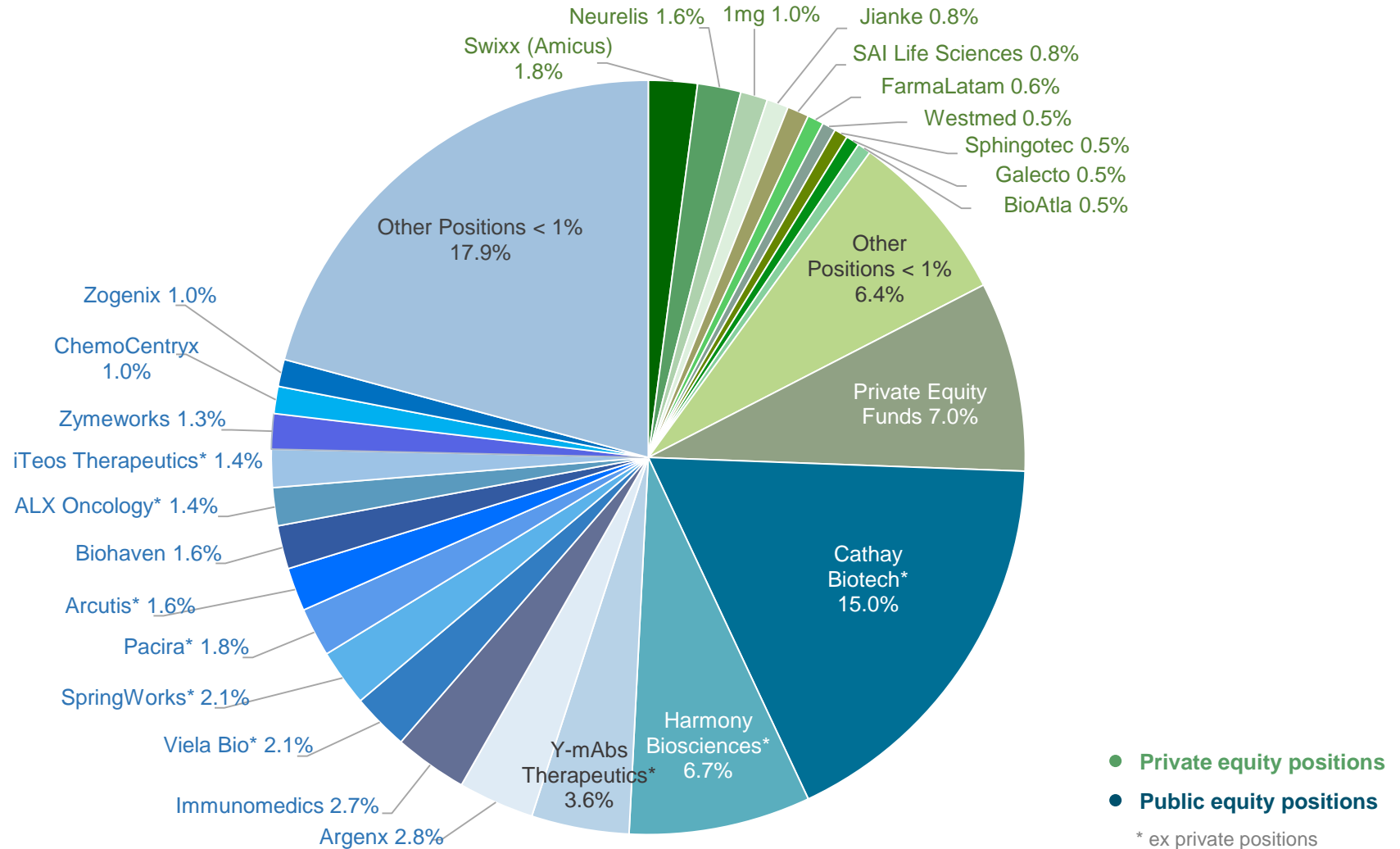
Therapeutic Area



Development Stage

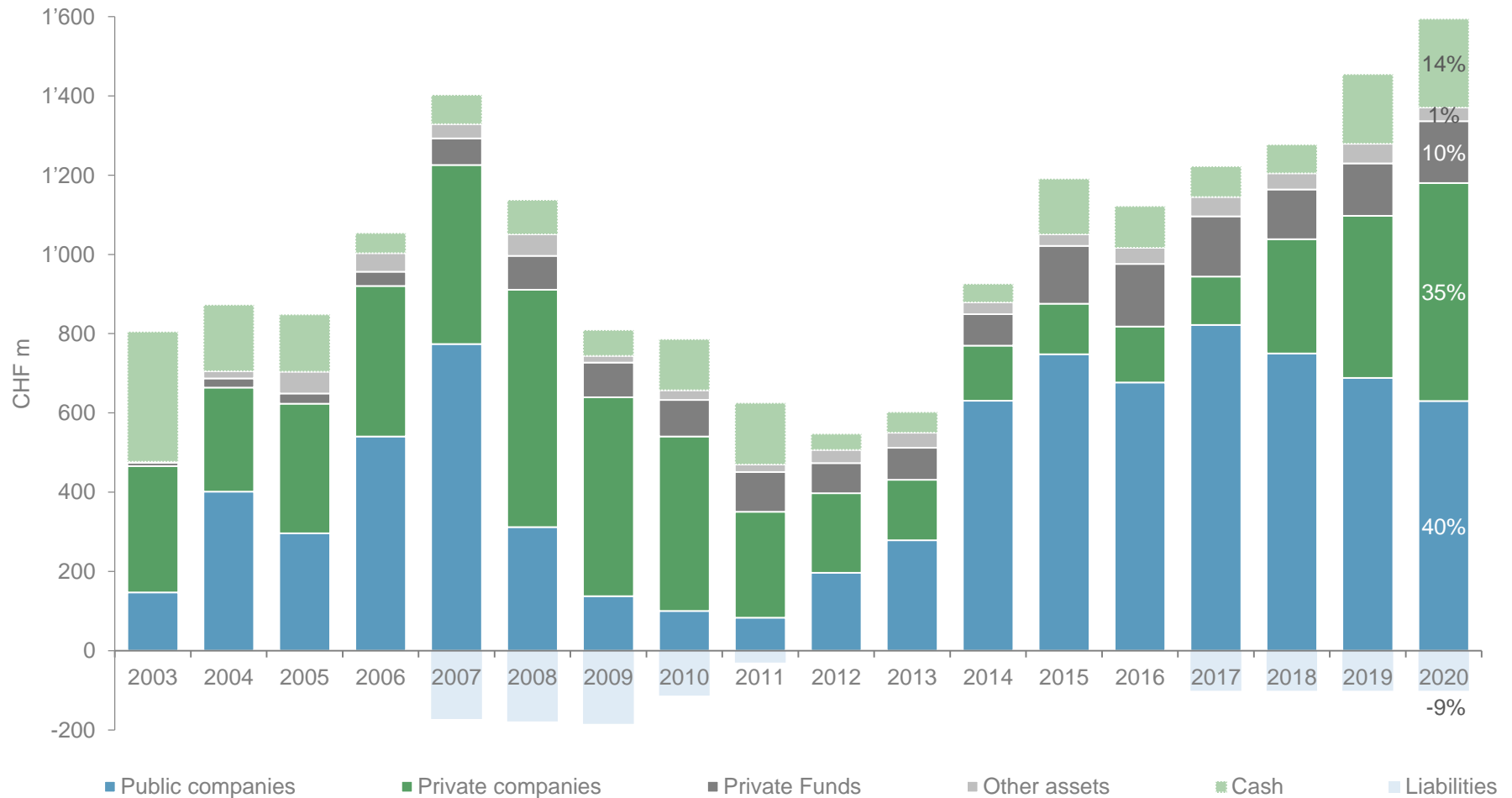


Investment Portfolio



HBM Research, data as of 30 September 2020, in % of assets, Top 10 positions (direct investments): 40.2%

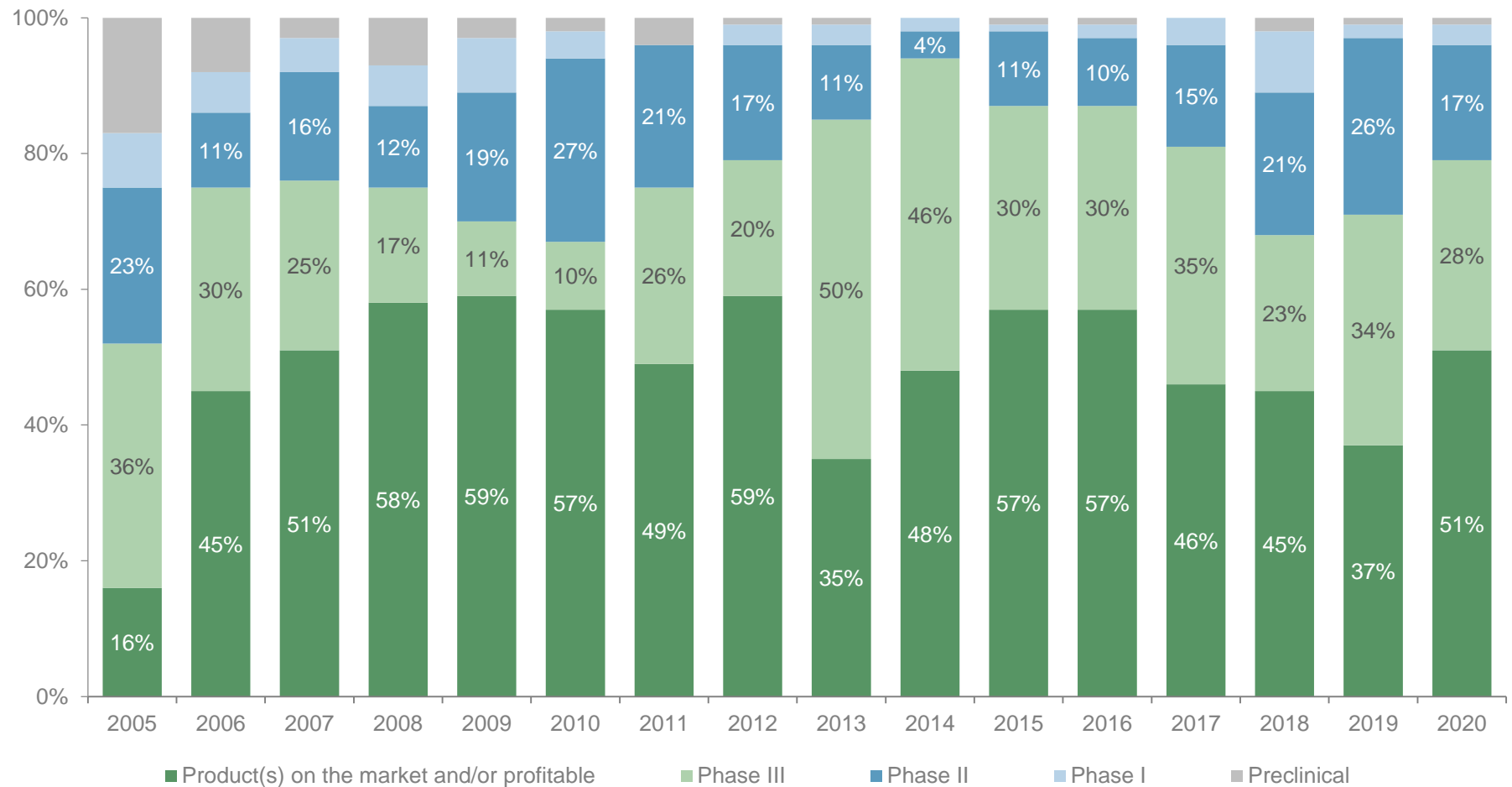
Asset Allocation over Time



HBM Research, data as of the end of each financial year (31 March), in % of assets

Development Stage of Lead Product of Portfolio Companies

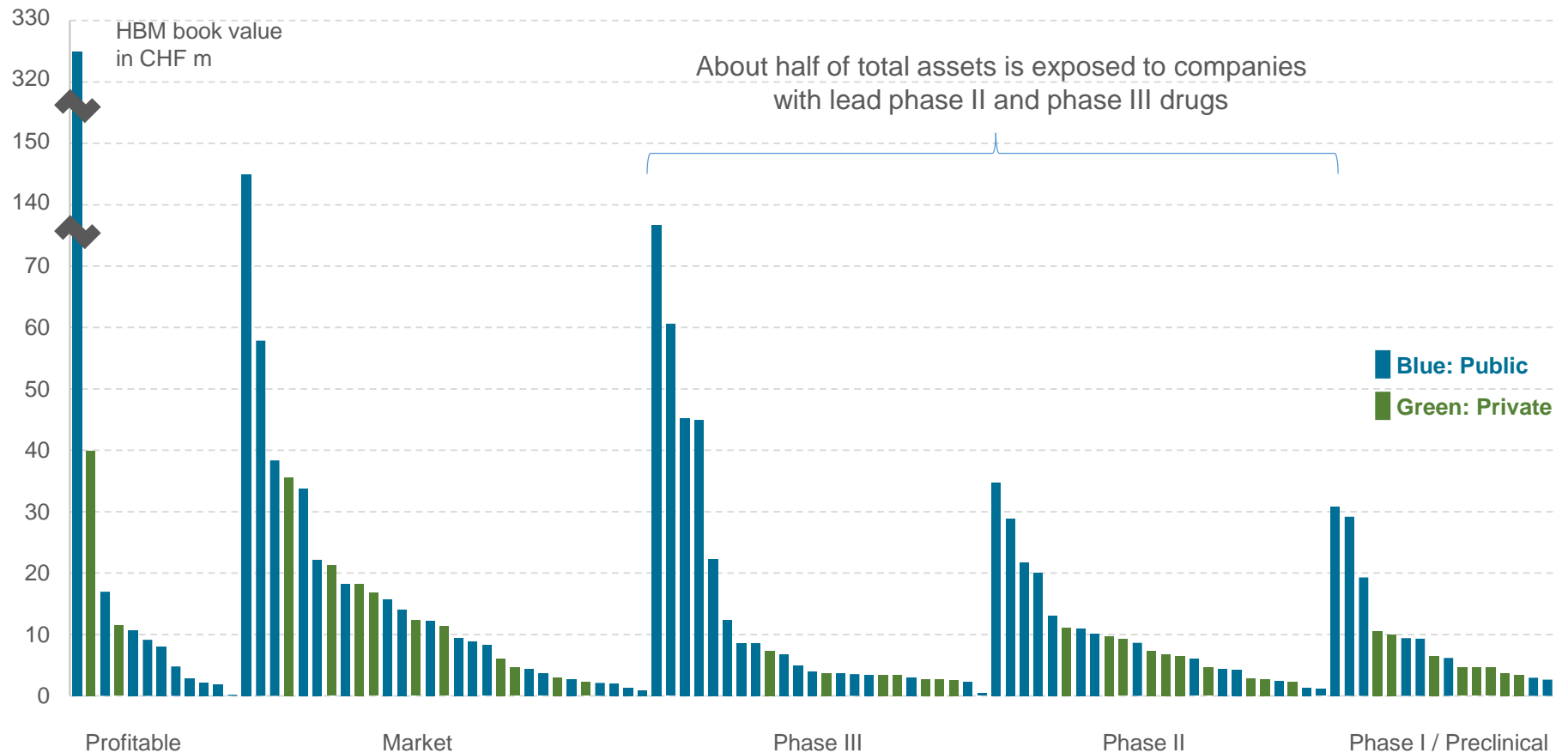
40



HBM Research, data as of the end of each financial year (31 March), in % of investments

HBM Portfolio by Development Stage of Lead Asset

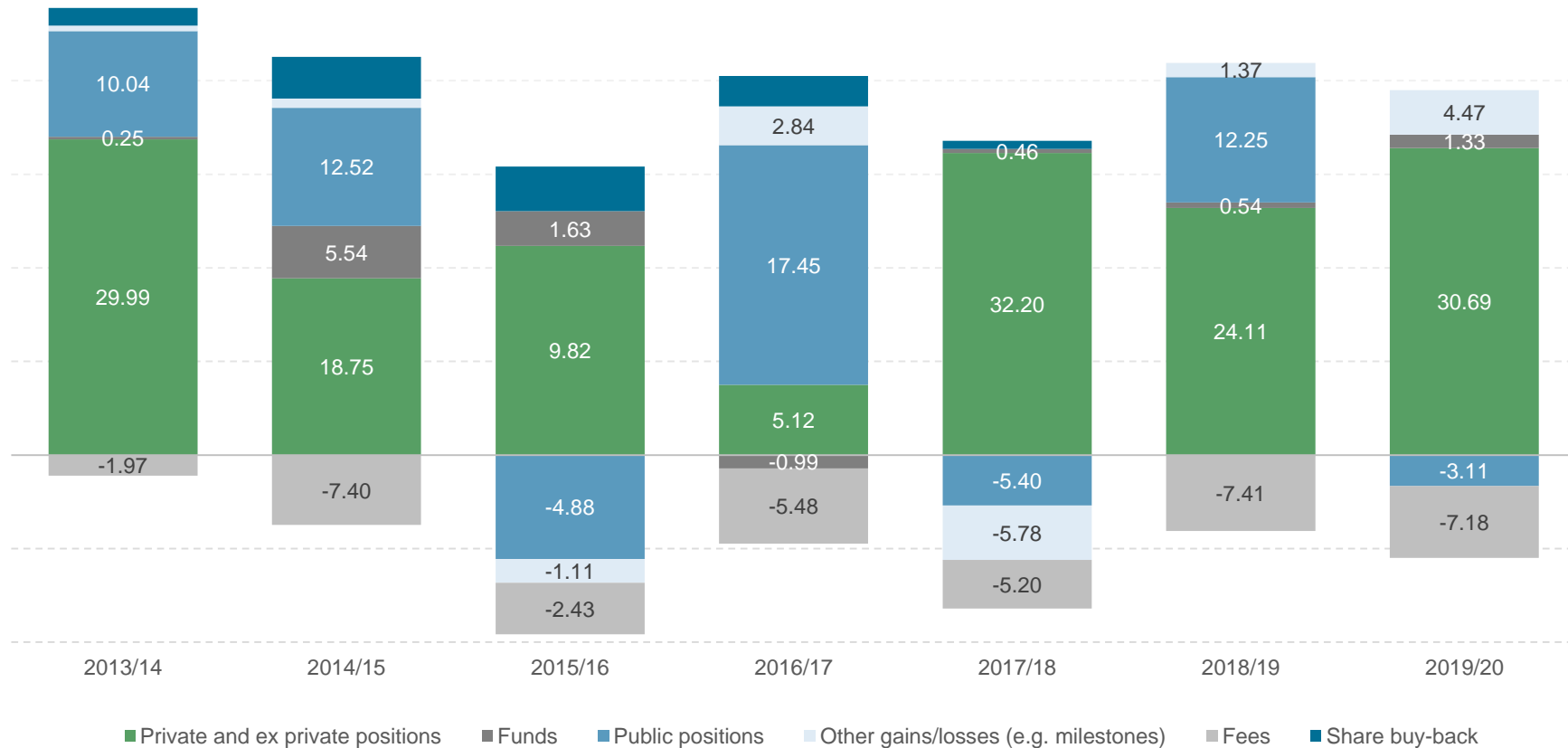
Well balanced portfolio from a risk perspective



Contribution to NAV

Private and Ex Private Equity Positions Account for 65 Percent of Contribution

NAV impact per share (in CHF)



Note: IPO allocations in previously private companies are attributed to P&L from private positions

HBM Healthcare Investments Ltd

About HBM Healthcare Investments Ltd

Investment Strategy / Investment Process

Healthcare Sector

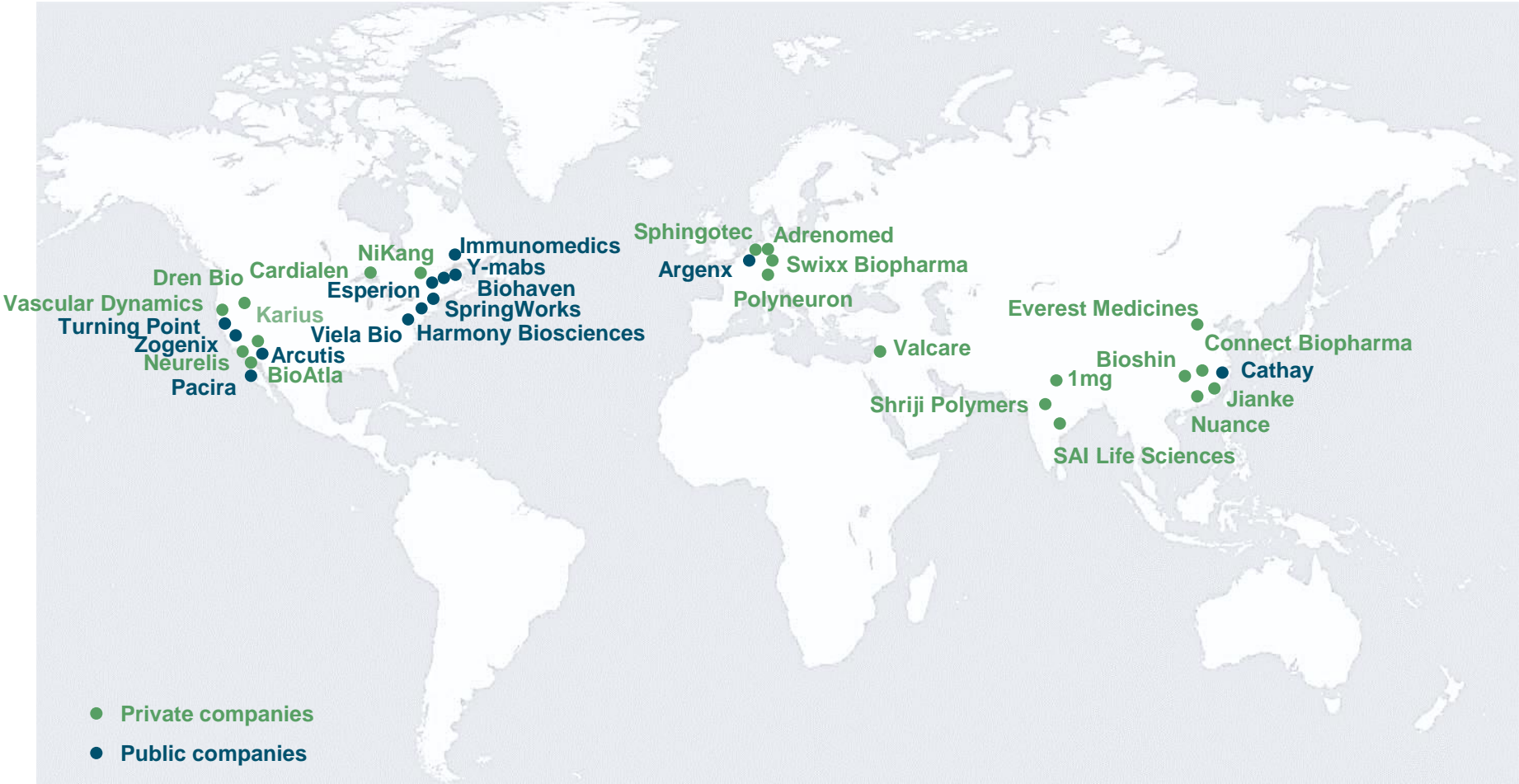
Portfolio Structure

Investment Positions

Outlook & Concluding Remarks

Appendix: Organisation, Team







Global Portfolio



HBM Research, data as of 30 September 2020 (Selection)

Largest Investments (1/2)

45







Company	Core Business	Phase of Lead Product	Ticker	Market Capitalisation (CHF m)	Ownership (%)	Book Value (CHF m)	% of Total Assets
 CATHAY INDUSTRIAL BIOTECH	Long chain diacids, carbohydrates and special enzymes	Market	688065 CH (ex private)	5'515	7.1	324.5 ¹⁾	15.0
 H3 HARMONY BIOSCIENCES, LLC	Drug for the treatment of narcolepsy (with and without cataplexy)	Phase III	HRMY (ex private)	1'776	8.2	144.9	6.7
 mAbs	Developing novel antibody therapeutics for oncology targets	Phase III	YMAB (ex private)	1'416	5.4	76.7	3.6
 argenx	Drugs for autoimmune and cancer diseases	Phase II	ARGX	11'244	0.6	60.6	2.8
 Immunomedics	Antibody drug conjugate targeting solid tumors	Phase III	IMMU	18'079	0.3	57.9	2.7
 VIELABIO	Late-stage drug for treatment of severe inflammation and autoimmune diseases	Phase III	VIE (ex private)	1'414	3.2	45.3	2.1

1) Deferred tax on capital gain and VAT based on difference between potential selling and IPO price not included; lock up discount for 3 years starting August, 2020 reflected

Data as of 30 September 2020, * Implied company valuation

Largest Investments (2/2)

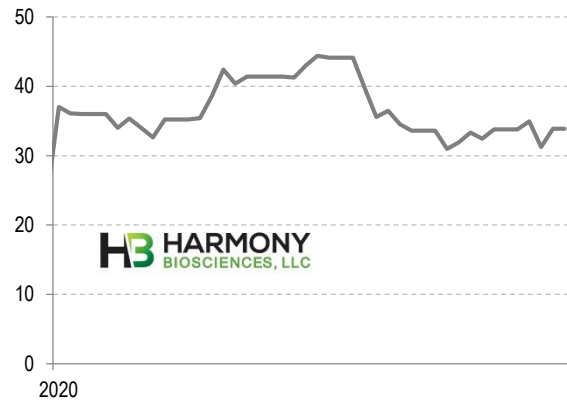
46

Company	Core Business	Phase of Lead Product	Ticker	Market Capitalisation (CHF m)	Ownership (%)	Book Value (CHF m)	% of Total Assets
 SpringWorks THERAPEUTICS	Targeted oncology treatment	Phase III	SWTX (ex private)	1'888	2.4	44.9	2.4
 Swixx BioPharma Modern Medicines for All	Fully representing biopharma companies in the CEE	Market	Private	136*	27.8	39.9	1.8
 PACIRA PHARMACEUTICALS, INC.	Injectable medicines with (patented) controlled release of active drug	Market	PCRX (ex private)	2'368	1.6	38.4	1.8
 NEURELIS	Specialty pharma company developing a treatment for epileptic seizures	Phase III	Private	244*	14.6	35.6	1.6
 ARCUTIS	Developing new treatments for unmet needs in dermatological diseases	Phase III	ARQT (ex private)	1'029	3.4	34.8	1.6
 biohaven pharmaceuticals	Targeting neurological diseases	Phase III	BHVN	3'558	1.0	33.8	1.6

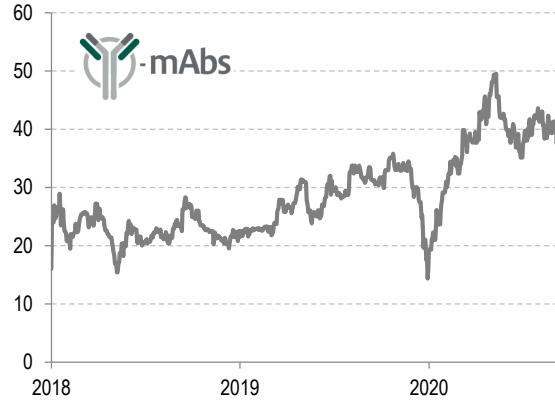
Data as of 30 September 2020, * Implied company valuation

Development of Share Prices (1/2)

Market Cap: USD 1.9bn – (ex private)



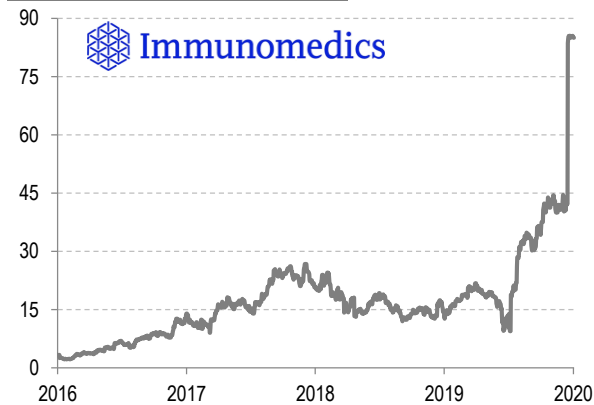
USD 1.5bn – (ex private)



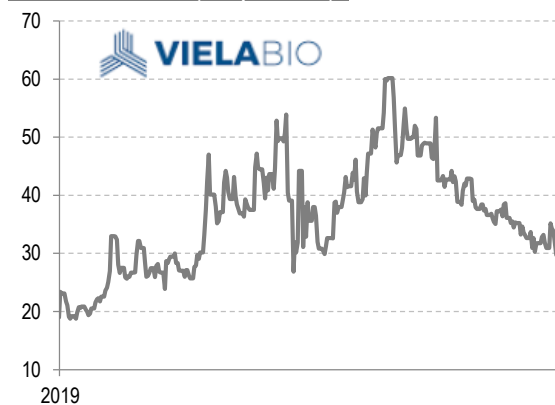
EUR 10.4bn



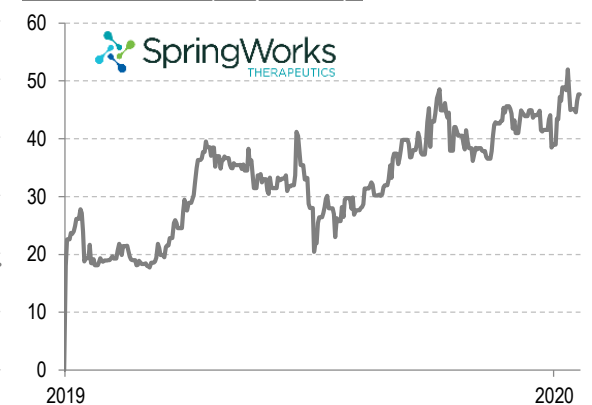
USD 19.6bn



USD 1.5bn – (ex private)

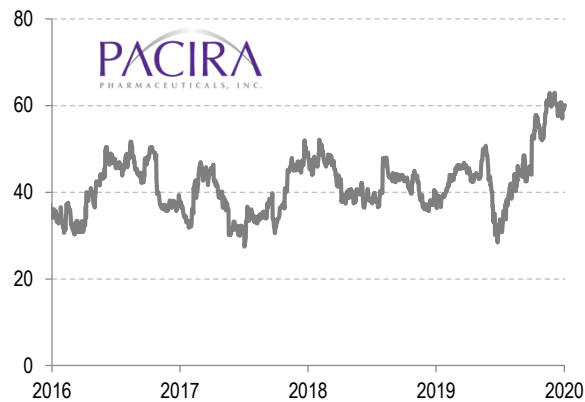


USD 2.0bn – (ex private)

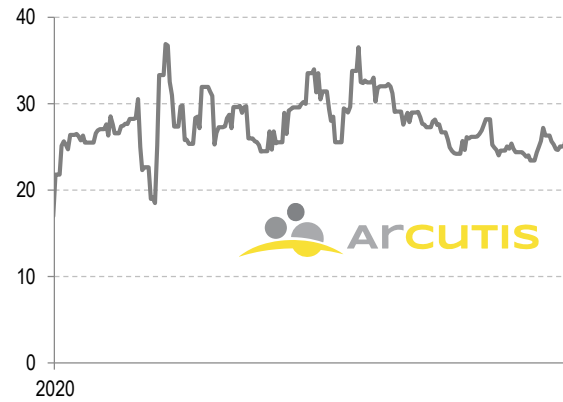


Development of Share Prices (2/2)

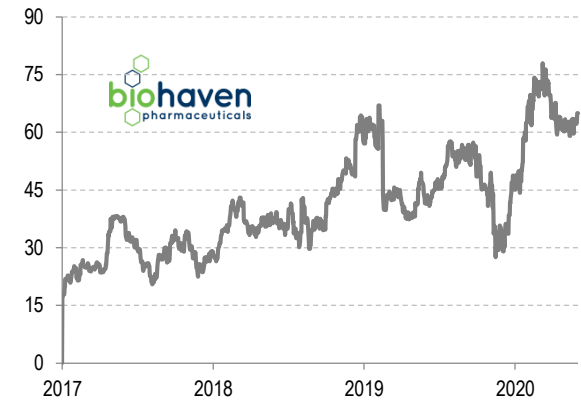
USD 2.6bn – (ex private)



USD 1.1bn – (ex private)



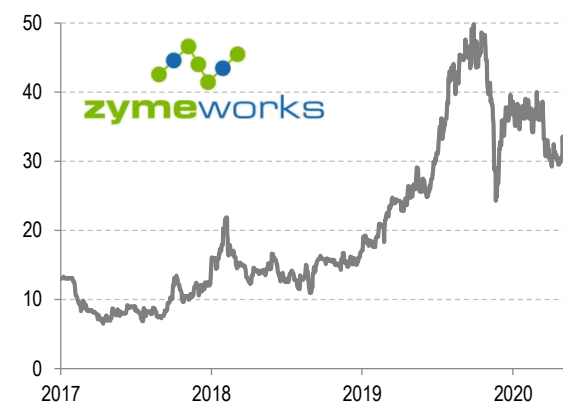
USD 3.3bn



USD 1.4bn – (ex private)



USD 2.1bn



USD 3.5bn



Largest Private Investments over the last 5 Years

49

IPO or trade sale



2015 / 2016 2017 2018 2019 2020

Year of initial investment, only investments > CHF 5 million

Data as of 30 September 2020

Strategic Fund Investments

Invested:
Investment:
Investment multiple:
Ownership:

	BioVeda China (I / IV)	WuXi Healthcare	6- Dimensions Capital	Tata Capital (I / II)	Medfocus	HBM Genomics
Invested:	2005 / 2018	2015	2018	2015 / 2019	2005	2015
Investment:	8.5 m / 5 m	20 m	25 m	10 m / 20 m	16 m	15 m
Investment multiple:	3.6x / n.a.	2.1x	1.2x	1.4x / n.a.	2.5x	1.1x
Ownership:	34% / n.a.	7%	5%	67% / n.a.	100%	100%
	Healthcare	Healthcare	Healthcare	Healthcare	Medical devices	Genomics
	Fund strategy: Later and growth stage opportunities	Access to early stage investment opportunities with a focus on China	Invest and build quality platform companies currently missing in China	Growth and expansion investments	Incubator and accelerator concept, selective later stage investments	Early and development stage opportunities
	Investment thesis: One of the first local investors specialised in the Chinese healthcare market	Seasoned investment team, former WuXiAppTec, with vast network facilitating / offering deal flow possibilities	VC with capabilities in China and U.S. to access innovation and build category leaders in healthcare sectors	Partnering with one of the leading on-shore private equity investors in Indian life sciences	Access to promising early stage investments in later rounds; "raised" by successful entrepreneurs	Access to early stage investments in later rounds; Network of top Silicon Valley investors and companies with a focus on genomics
	 	Currently no co-investment		 	   	

Private Companies with significant Value-Increasing Potential


40



Swixx BioPharma
Modern Medicines for All

- Full representation service in CEE markets
- Profitable company with net sales exceeding EUR 130 million in 2019; high double-digit sales growth
- Signed agreements with 17 multinationals across 17 countries

10



bicatla

- Antibody drug conjugates (ADC) pipeline for difficult to treat cancers
- More cost-efficient/predictable product candidates with greater efficacy than traditional antibodies
- Two phase I/II programs in the US

36



NEURELIS

- Diazepam (Valtoco) nasal spray for use in breakthrough epilepsy seizures
- US market approval with orphan status
- Major unmet need in epilepsy patients, where no drug is approved for controlling break through seizures


5



InstilBio

- Cell therapy company developing tumor infiltrating lymphocytes (TIL) for the treatment of solid tumor cancers
- The company is advancing its technology into clinical trials


21



img


- India's leading online pharmacy, medicines app and health platform
- Strong sales growth
- Highest ranked medical app on the Indian Google play-store

5



KARIUS™

- Focus on NGS-based diagnostics of infectious diseases from blood samples
- Among the top players in microbial cell-free DNA (mcfDNA)
- mcfDNA-based testing is initially expected to complement (not fully replace) existing microbial diagnostics

 Size corresponds to HBM's book value (in Mio. CHF)

Promising Public Company Holdings

52

324



- Long-chain dicarboxylic acids / bio-based diamine 5
- Profitable with expected revenues of US\$270 million for 2020
- Potentially first company with a commercial scale production of bio-based diamine 5

145



- Narcolepsy (with and without cataplexy)
- Wakix (Pitolisant) now market approved in the US and in the EU for narcolepsy (with or without cataplexy); unlike other wake-promoting agents, Wakix is not scheduled as a DEA controlled substance

77



- Pediatric oncology (neuroblastoma), radio-immunotherapy
- US approval expected in 2020

61



- Severe autoimmune diseases (MG, ITP, PV)
- Novel antibody-based therapies, combining the diversity of the llama immune system with antibody engineering
- Strong phase III in MG, submission for market approval expected by YE2020; ongoing phase III in ITP; start phase III in PV in H2 2020

58



Acquired by Gilead for \$21 billion (108% premium over unaffected share price)

- Antibody drug conjugate, solid tumors
- Impressive data in 3rd-line, triple negative breast cancer, which led to breakthrough designation from FDA
- IMMU-132 "TRODELVY" (in mTNBC) had been approved in the US in April 2020

45



- Market approved lead asset is an anti-CD19 antibody (Inebilizumab monotherapy) – potentially first-in-class – in an orphan CNS autoimmune indication known as Neuromyelitis optica spectrum disorder (NMOSD)
- Limited competition, patients often receive off-label immunosuppressants or steroids

35



- Topical formulation of PDE4 inhibitor, Roflumilast studied in mid-stage clinical trials for the treatment of plaque psoriasis and atopic dermatitis
- Roflumilast potentially used as an alternative to steroids

34



- Migraine treatment (acute / prevention)
- Lead asset Rimegepant is an oral and CGRP antagonist
- Approved for acute migraine treatment
- Positive phase III in migraine prevention

Pipeline of Catalysts in 2020

53

Important Clinical Results

Phase II

✓ Albireo	Elobixibat, adult liver NASH
Arcutis*	ARQ-154, seborrheic dermatitis / scalp psoriasis
ChemoCentryx	Avacopan, C3 glomerulopathy C3G
ChemoCentryx	Avacopan, Hidradenitis suppurativa
Rocket Pharma	Fanconi Anemia (LVV)
Sublimity*	ST-0529, Ulcerative colitis
✓ Turning Point	Repotrectinib, non-small cell lung cancer/solid tumors
Zymeworks	ZW49 phase I, HER2-expressing cancers

Phase III

✓ Akebia	Vadadustat, dialysis-dependent CKD (anemia)
x Akebia	Vadadustat, non dialysis-dependent CKD (anemia)
✓ Albireo	Odevixibat, PFIC pediatric liver
✓ Argenx	Efgartigimod, generalized myasthenia gravis
✓ Biohaven	Rimegepant; migraine prevention treatment
SpringWorks*	Nirogacestat, Desmoid tumors (update)
uniQure	AMT-061, hemophilia B
✓ Zogenix	Fintepla, lennox-gastaut syndrome

US Approvals

✓ Biohaven	Rimegepant, acute migraine treatment
✓ Esperion	Bempedoic acid, high-cholesterol levels, statin-resistant/intolerant
✓ Immunomedics	Sacituzumab govitecan, hard-to-treat breast cancer
Intercept	Obeticholic acid, liver fibrosis in NASH
✓ Viela Bio*	Inebilizumab, severe inflammatory disorder of the CNS
Y-mAbs*	Naxitamab GD2 / Omburtamab B7-H3, pediatric cancer of the CNS
✓ Zogenix	Fintepla, rare, severe type of childhood epilepsy

IPOs / Sold

✓ Arcutis Biotherapeutics*	Company went public in January 2020 on the US NASDAQ
✓ Corvidia*	Company was acquired by Novo Nordisk in June 2020
✓ ALX Oncology / iTeos Therapeutics*	Companies went public in July 2020 on the US NASDAQ
✓ Cathay Biotech*	Company went public in August 2020 on Shanghai's Star Market
✓ Forbius*	Company was acquired by BristolMyers Squibb in August 2020
✓ Harmony BioSciences*	Company went public in August 2020 on the US NASDAQ
C4 Therapeutics	Company went public in October 2020 on the US NASDAQ

Note: expected catalysts, * private / ex private company, ✓ milestone reached; x not reached

Growing Industry

Equity investment into promising private and public companies

Value Creation

Portfolio with significant value-increasing potential

Expertise

Expertise of the HBM Partners team in selecting investments with attractive risk and reward

Commitment

Transparent valuation and reporting, annual cash distribution and share buy-back program

Reasons to Invest in HBM

55

- ▶ Access to a well-diversified portfolio of private and listed companies – with daily liquidity
- ▶ Portfolio with attractive value-increasing potential, companies with significant growth or IPO plans, plus potential M&A candidates
- ▶ Closed-end structure allows optimum exploitation of the value-increasing potential of healthcare companies
- ▶ Competitive edge over other investment companies and investment funds with exclusively listed investments
- ▶ Stable team: Majority of investment professionals have been with HBM for more than 12 years
- ▶ HBM is a preferred investment partner, even for larger transactions
- ▶ Overall, lower correlation to a “pure” stock market investment thanks to the substantial allocation in the private market
- ▶ Quarterly reporting with high level of transparency and direct access to the HBM portfolio management team

HBM Healthcare Investments Ltd

About HBM Healthcare Investments Ltd

Investment Strategy

Healthcare Sector

Portfolio Structure

Investment Positions

Outlook & Concluding Remarks

Appendix: Organisation, Team

Timely & Transparent Investment Valuations

57

- ▶ Positions in listed companies are valued at market prices
- ▶ Positions in private companies are valued at acquisition cost in the investment currency, except when:
 - Portfolio company is valued higher or lower in connection with a new round of financing with a third party lead investor (not strategic investors)
 - Portfolio company is performing below expectations, leading to a write down in steps of 25, 50, 75 or 100%
 - Portfolio company has significant revenues and profits, in which case an appropriate price/sales or price/earnings multiple is applied (“sales and earnings multiple method”)

Negative events are reflected in the valuations as they occur. Positive developments (i.e. good clinical data, partnering deals, etc.) will only be reflected in the valuations if there is a „liquidity event“ (financing round with third party investor, IPO or trade sale).

Investor Information

58

Share Information

Swiss security number	1.262.725
German security number	984345
ISIN	CH 0012627250
CUSIP	H 3553X112
Telekurs	126,126272
SIX Swiss Exchange Ticker	HBMN

Fees

Annual Management fees (paid quarterly)	0.75% of company assets plus 0.75% of the company's market capitalisation
Performance fee (paid annually)	15% on increase in value above the high water mark
High water mark (per share for all outstanding shares)	NAV of CHF 204.33

Largest shareholders

%	Shareholder	Latest Notification
15-20	Nogra SA, Luxemburg	9.11.2016

Distribution policy

Withholding tax-exempt distribution yield of 3-5% p.a. from par value repayment

Board of Directors



Hans Peter Hasler

Chairman and Member of the Compensation Committee

Chairman of the Board of Directors MIAC AG since 2012. Member of the Board of Directors Minerva Neurosciences since 2017, member of the Board of Directors Shield Therapeutics plc since 2018

Since 2017 CEO of Vicarius Pharma. Prior to this, international management positions at Wyeth Pharmaceuticals, Biogen and Biogen Idec, as well as Elan Corporation




Prof Dr Dr h.c. mult. Heinz Riesenhuber

Vice Chairman and Member of the Audit Committee

Chairman of the Advisory Board Rock Tech Lithium Inc. since 2018; Member of the Investors' Committee Heidelberg Innovation BioScience Venture II GmbH since 2001

Member of the German Parliament 1976 to 2017; German Federal Minister of Research 1982 to 1993; Chairman of German Parliamentary Society 2006 to 2018; numerous directorships



Mario G. Giuliani

Member of the Compensation Committee

Member of the Board of Directors Jukka LLC since 2015, NGR (MONACO) SAM since 2015, Giuliani Group SpA since 2010, and Giuliani SpA since 1999; Member of the Investment Committee Royalty Pharma since 2001, and Mosaix Ventures LLP since 2000 as well as various other directorships within the Nogra Group

Previously executive positions and directorships at Giuliani SpA, Recordati SpA, and Nogra Group SA



Dr Eduard Holdener

Board Member

Chairman of the Board of Directors NovImmune S.A. since 2008, CEO since 2016

Medical doctor. Prior to this, specialist in internal medicine and oncology; various international executive positions at F. Hoffmann-La Roche Ltd



Robert A. Ingram

Member of the Compensation and Nominating Committee

Chairman of the Board of Directors Viamet Pharmaceuticals Inc. since 2015, BioCryst Pharmaceuticals Inc. since 2015, Novan Inc. since 2011, and Cree Inc. since 2008

Various executive positions at Glaxo Wellcome and GlaxoSmithKline (1990 to 2010)



Dr Rudolf Lanz

Member of the Audit and Nominating Committee

Chairman of the Board of Directors Dr. Rudolf Lanz AG since 2009; Member of the Board of Directors MIAC AG since 2015, and Pearls Fashion Holding AG since 2009

Previously Partner of The Corporate Finance Group and head of M&A & Corporate Finance of Ernst & Young Switzerland



Dr Stella Xu

Board Member

Member of the Board of NextCure (Nasdaq: NXTC) since 2018 and a few other private biotech companies

Ph.D. in Immunology from Northwestern University, and B.S. in Biophysics from Peking University

Management & Heads



Dr Andreas Wicki (2001)

Chief Executive Officer

Doctorate in chemistry and biochemistry; since 2001 Chief Executive Officer HBM Healthcare Investments Ltd and HBM Partners Ltd. Prior to this, chief executive of several pharmaceutical companies (1988 to 2001), investment and venture capital advisor (1993 to 2001) Member of the Board of Directors Harmony Biosciences since 2017, Vitaeris Inc. since 2016, Pacira Pharmaceuticals Inc. since 2007, HBM Healthcare Investments (Cayman) Ltd since 2001, and Buchler GmbH since 2000



Erwin Troxler (2005)

Chief Financial Officer

Economist and Swiss Certified Public Accountant; since 2005 HBM Healthcare Investments Ltd and HBM Partners Ltd, since 2011 Chief Financial Officer. Prior to this, auditor PricewaterhouseCoopers Ltd (1996 to 2002) and Julius Baer Family Office (2002 to 2005) Chairman of the Swiss Association of Investment Companies (SAIC) since 2014



Jean Marc Lesieur (2001)

Managing Director and Member of the Board of Directors (Cayman)

More than 20 years of experience in trust and corporate management and administration. Former executive director for Vontobel Private Equity Management Ltd. Associate of the Chartered Institute of Bankers, ACIB (Trustee), a member of the Society of Trust and Estate Practitioners (STEP) and a Notary Public in the Cayman Islands. He was educated in the Cayman Islands and England



Dr Matthias Fehr, CFA (2002)

Head Private Equity

Over 20 years of experience in private and public equity investment management and research MSc and PhD in chemistry from ETH Zurich Former senior sell-side analyst at Lombard Odier for biotech and medical technology industries; former scientist at the Swiss Federal Institute of Technology



Dr Ivo Staijen, CFA (2003)

Head Public Equity

Over 20 years experience in the pharma industry and in investment analysis and portfolio management PhD in biotechnology from ETH Zurich and MSc in chemistry from the University of Groningen Previously senior biotechnology analyst at Bank Sarasin and department head at MDS Pharma Services

Private Equity Team



Dr Alexander Asam, MBA (2007)

Investment Advisor

More than 20 years of experience in the life sciences and private equity businesses

MBA degree from ASTON Business School, Birmingham and a MSc and PhD in chemistry from University of Heidelberg
Former managing director and partner of Deutsche Venture Capital / Deutsche Bank. Various positions at Hoechst, Aventis and LION Bioscience



Dr Priyanka Belawat (2007)

Investment Advisor

Over 18 years of experience in venture and private equity investing in healthcare space and life sciences research

Holds a doctorate in molecular biology and genetics from the University of Zurich and a post-doc at HKUST



Dr Emil Bujak, CFA (2015)

Investment Advisor

Over 10 years of experience in venture capital and medicinal research

Holds a PhD and an MSc in Medicinal and Industrial Pharmaceutical Sciences from ETH Zurich and is a Chartered Financial Analyst (CFA) since 2019
Prior experience as a registered pharmacist and in antibody technology research at Philogen



Dr Michael Buschle (2017)

Investment Advisor

More than 25 years of experience in biotech and pharma

PhD from the University of London. Research at St. Jude's Children's Research Hospital, Boehringer Ingelheim-owned Institute of Molecular Pathology, Vienna

Co-founder of Intercell with successful IPO, CSO of Glenmark Pharma



Dr Ulrich Geilinger (2001)

Investment Advisor

More than 25 years of experience in the Venture Capital Industry

PhD ETH Zurich in Natural Sciences and Industrial Engineering

Previously in management functions at Innoventure, Credit Suisse, Apax and Vontobel



Dr Romain Kooger (2020)

Investment Advisor

Over 6 years life science research experience

PhD and postdoc in biophysics and microbiology at ETH Zurich

BSc and MSc in biochemistry from the university of Geneva with an emphasis on chemistry and neurosciences. Year-long research internships at Leiden University and Nanjing University



Dr Chandra P. Leo, MBA (2007)

Investment Advisor

Over 20 years of experience in private equity, clinical practice and biomedical research.

Doctor of Medicine from Freie Universität Berlin (Charité), MAS in Medicines Development from University of Basel, MBA with distinction from INSEAD

Former postdoc at Stanford University, physician at University Hospital Leipzig and principal at Wellington Partners



Dr Asun Monfort (2020)

Investment Advisor

More than 14 years of experience in life science research and development of advanced therapies

PhD in pharmaceutical development of innovative medicines from University of Navarra. Postdoc at the Stem Cell Institute in the University of Cambridge and postdoc at the Institute for Molecular Health Sciences at ETH

Previously senior scientist at ETH

Public Equity Team



Steve Chen, CFA (2020)

Investment Advisor (Hong Kong)

Over 15 years of investing experience with focus on China and global healthcare. MBA from Wharton Business School, MSc in Biochemistry and Molecular Biology from Georgetown and BSc from Nankai University.

Previously managed trading portfolio for Barclays (NY) and Huatais' HK subsidiary and was PM for a large closed-end listed fund in China.



Miranda Guo (2020)

Investment Advisor (Hong Kong)

Over 5 years experience in Chinese healthcare industry with experience in investment analysis, business development and post investment management.

MSc in Biomedical Engineering from the Chinese University of HongKong. Previously PE investment manager at LEPU Medical Technology and investment analyst at BGI Genomics.



Mirjam Heeb (2019)

Investment Advisor

Over 15 years experience in the pharma industry and global healthcare investment analysis and portfolio management. MSc in Molecular Biology from the University of Basel and McGill University, Montreal.

Previously senior portfolio manager of GAM Health Innovation Fund, senior manager with Vifor Pharma, analyst and portfolio manager at Bellevue Group.



Thomas Heimann (2010)

Risk Manager and Analyst

Over 8 years of experience in Investment Research, Analysis, FINMA Risk Management and client services. MSc and BSc in Banking & Finance from the Lucerne University of Applied Sciences.

Previously in investment analysis and valuation and in client advisory at a Swiss bank.



Michael Jasulavic (2012)

Investment Advisor to HBM Partners

Over 10 years of experience in healthcare investment research, strategy and trade execution.

MSc in Medical Science from MCP/Hahnemann University. Previously biotechnology analyst at Traxis Partners, Sivik Global Healthcare and Jefferies Asset Management.



Ny Ken (2004)

Investment Control

More than 10 years experience in trading & execution and administration. Bachelor in business administration from Zurich University of Applied Sciences.

Previously in administrative functions at HBM Partners AG.



Gavin MacGregor (2017)

Investment Advisor

Over 13 years experience in the pharma industry and in global healthcare investment analysis.

1st Class BSc in Biomedical Sciences, University of Manchester and a Chartered Management Accountant (CIMA).

Previously senior global healthcare analyst at Martin Currie Investment Management, European pharma analyst at Credit Suisse and Lehman Brothers.



Miles Schofield (2007)

Trading & Execution

Over 15 years experience in trading & execution.

Bachelors of Science (Hons) degree from the Open University UK.

Previously in US Equities Middle Office activities at Salomon Smith Barney and Citigroup.



Dr Thomas Thaler (2006)

Investment Advisor

Over 25 years of experience in the investment management, financial research and in the biotechnology and medical technology industry.

PhD in life sciences and MSc in biochemistry and a MBA from ETH Zurich. Previously senior equity analyst at Bank Julius Baer and in senior management positions with Sulzer Medica, Schneider and Boston Scientific.

Disclaimer

This document is intended to be for information purposes only. The material is not intended as an offer or solicitation for the purchase or sale of any financial instrument and should therefore not be relied on for accounting, legal or tax advice, or investment recommendations.

Information herein is believed to be reliable but HBM does not warrant its completeness or accuracy. No responsibility can be accepted for errors of fact or opinion. Reliance should not be placed on the views and information in the document when taking individual investment and/or strategic decisions. HBM has expressed its own views in this document and these may change.

Past performance is not a reliable indicator of future results, prices of shares and the income from them may fall as well as rise and investors may not get back the amount originally invested. An investment entails risks, which are fully described in the prospectus.

Some information quoted was obtained from external sources HBM considers to be reliable. No responsibility can be accepted for errors of fact obtained from third parties, and this data may change with market conditions. Third party data is owned or licensed by the data provider and may not be reproduced or extracted and used for any other purpose without the data provider's consent. Third party data is provided without any warranties of any kind. The data provider and HBM shall have no liability in connection with third party data.

HBM may be a data controller in respect of your personal data. For information on how HBM might process your personal data, please view our Privacy Policy available at hbmhealthcare.com/privacy-notice or on request should you not have access to this webpage.

Issued by HBM Healthcare Investments AG, Bundesplatz 1, 6300 Zug, Switzerland.

Your Contact

64

HBM Healthcare Investments Ltd

Bundesplatz 1

6301 Zug

Switzerland

Phone +41 41 710 75 77

Fax +41 41 710 75 78

investor.relations@hbmhealthcare.com

www.hbmhealthcare.com